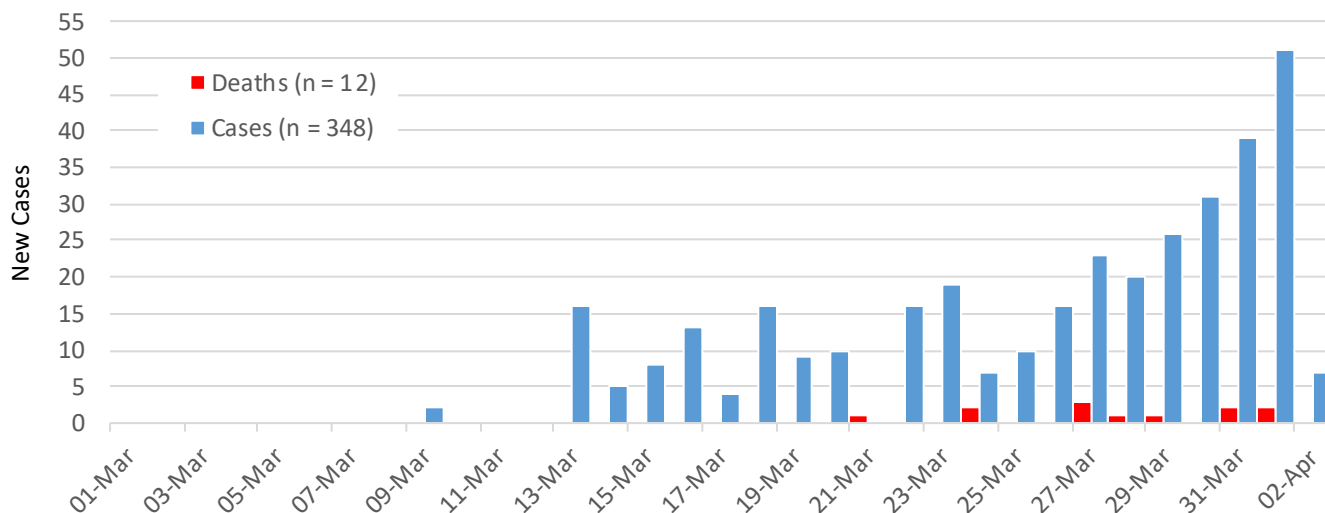




Coronavirus Disease 2019 (COVID-19) in Cyprus

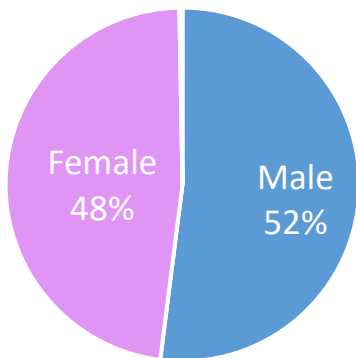
2 April 2020 UPDATE

Cases	Deaths	Hospital Admissions - Discharged alive (%)*	Tests (rate per 100,000 pop)
348	12 (8 with COVID-19 as underlying cause of death)	96 - 37 (39%)	1027.5



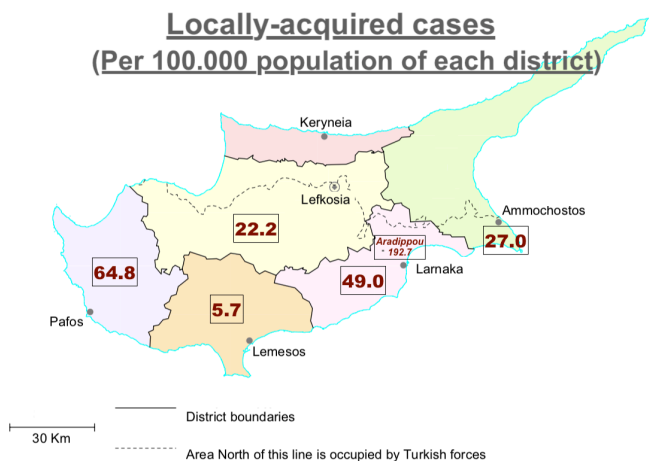
More recent data should be interpreted with caution due to the rapidly evolving situation

Sex

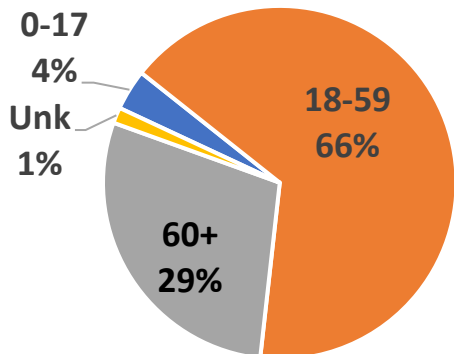


District of residence (n = 238)[§]

Locally-acquired cases
(Per 100,000 population of each district)

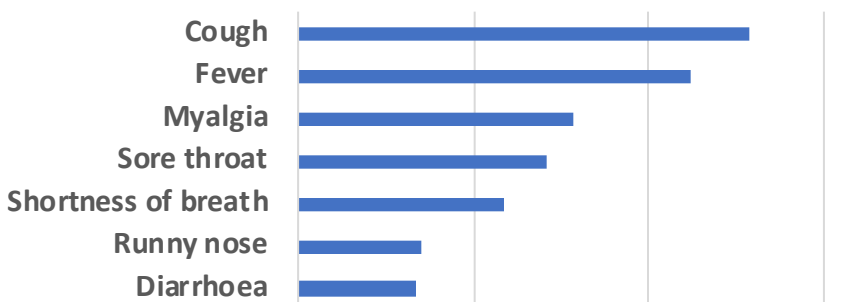


Age groups (years)



Median age: 48 years (IQR¹: 35-62)

Symptoms



16% did not report any symptoms

* Based on date of admission/discharge; [§]Locally-acquired infections only, travel related cases are excluded; ¹IQR: Interquartile range

Produced by the Epidemiological Surveillance Unit,
Ministry of Health

Contributors: Annalisa Quattrocchi, Ioannis Mamais, Valentinos Silvestros, Anna Demetriou, Maria Athanasiadou, Theopisti Kyprianou, Androulla Stylianou, Sotiroula Sotiriou, Fani Theofhanous, Christos Charalambous, Ioanna Gregoriou, Maria Koliou, Georgios Nikolopoulos and Elisavet Constantinou

Scientific Committee: Elisavet Constantinou, Constantinos Constantinou, Niki Paphitou, Georgios Nikolopoulos, Maria Koliou, Leondios Kostrikis, George Panos, Eirini Christaki, Zoi – Dorothea Pana, Constantinos Tsioutis, Peter Karayiannis, George Petrikkos, Petros Agathangelou, George Mixides