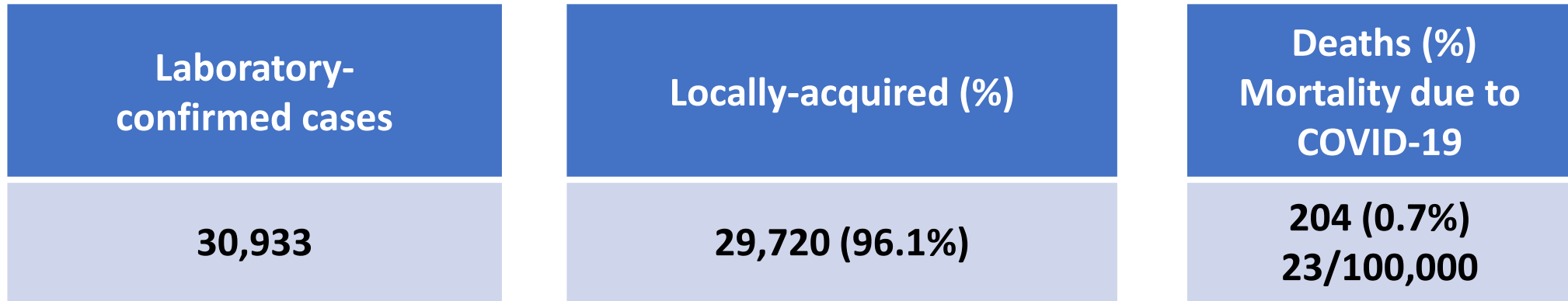


# **Coronavirus Disease 2019 (COVID-19) in the Republic of Cyprus**

**Surveillance Report as of 02/02/2021**

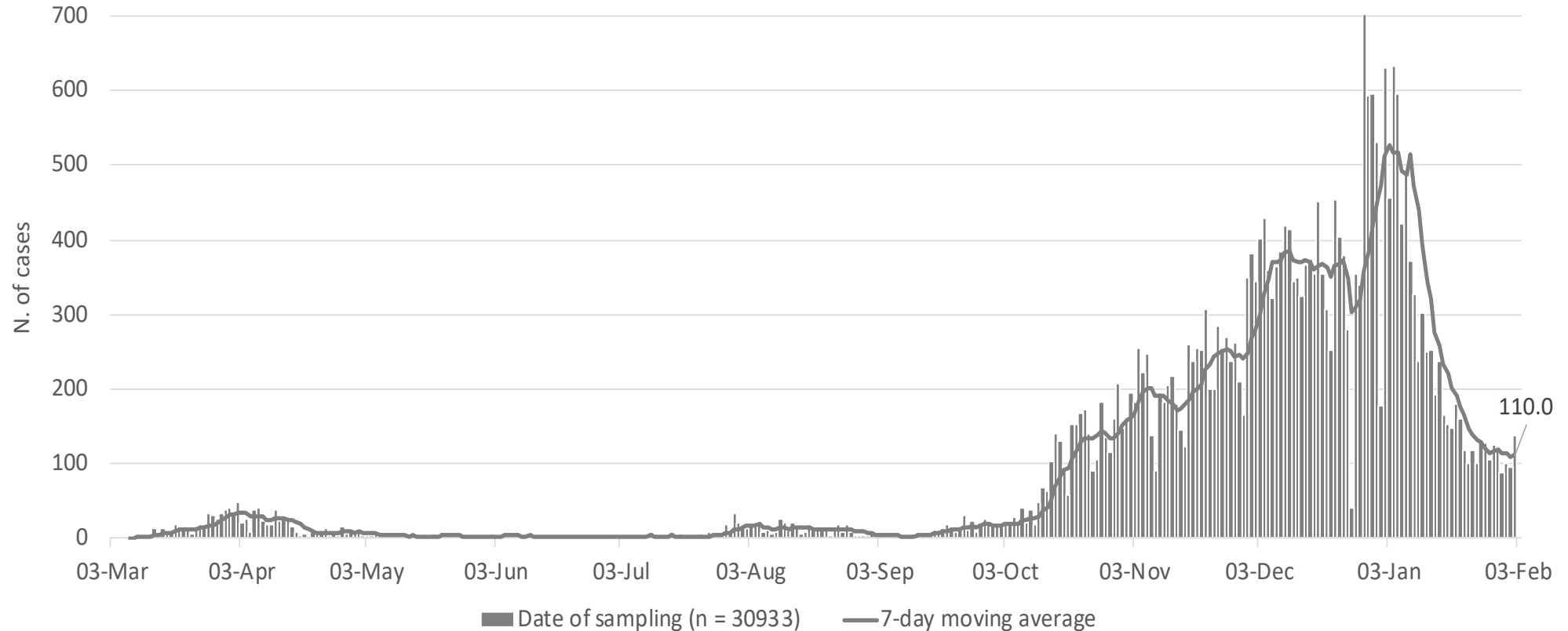
Nicosia 05/02/2021

# Data in brief



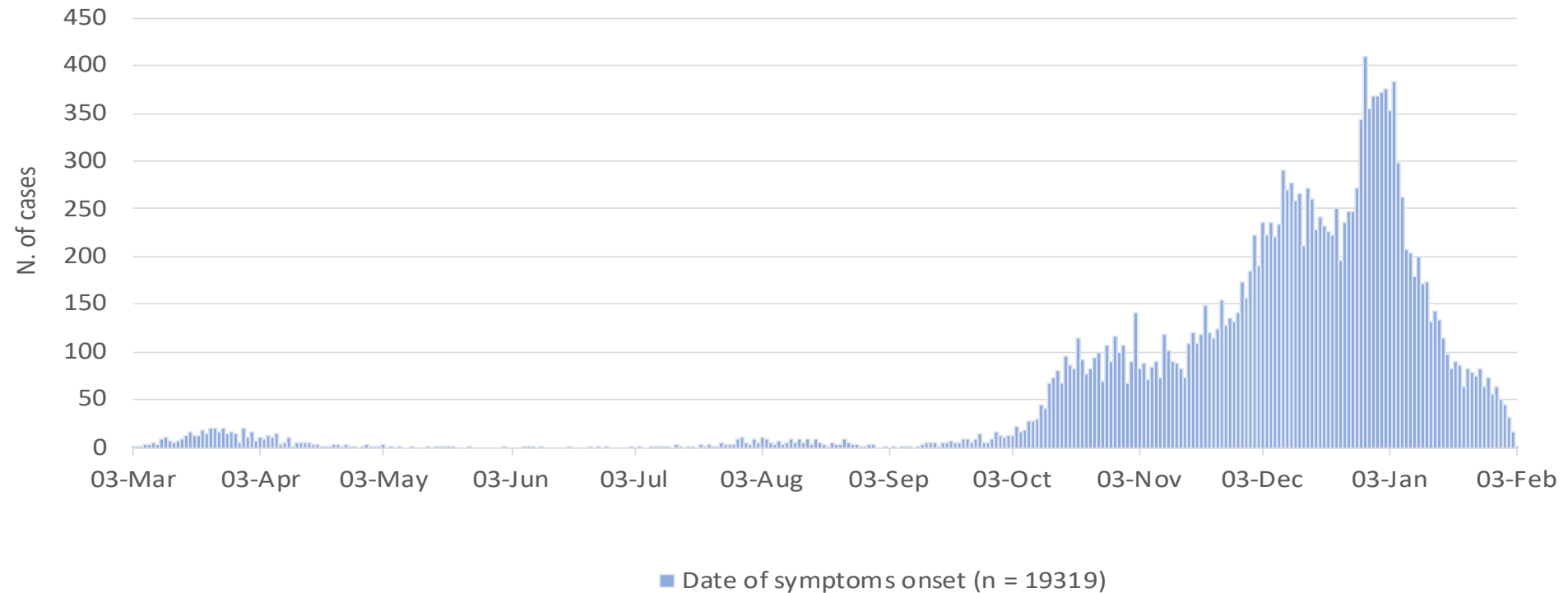
*\*Date of discharge/transfer/death included*

# Laboratory-confirmed cases by date of sampling

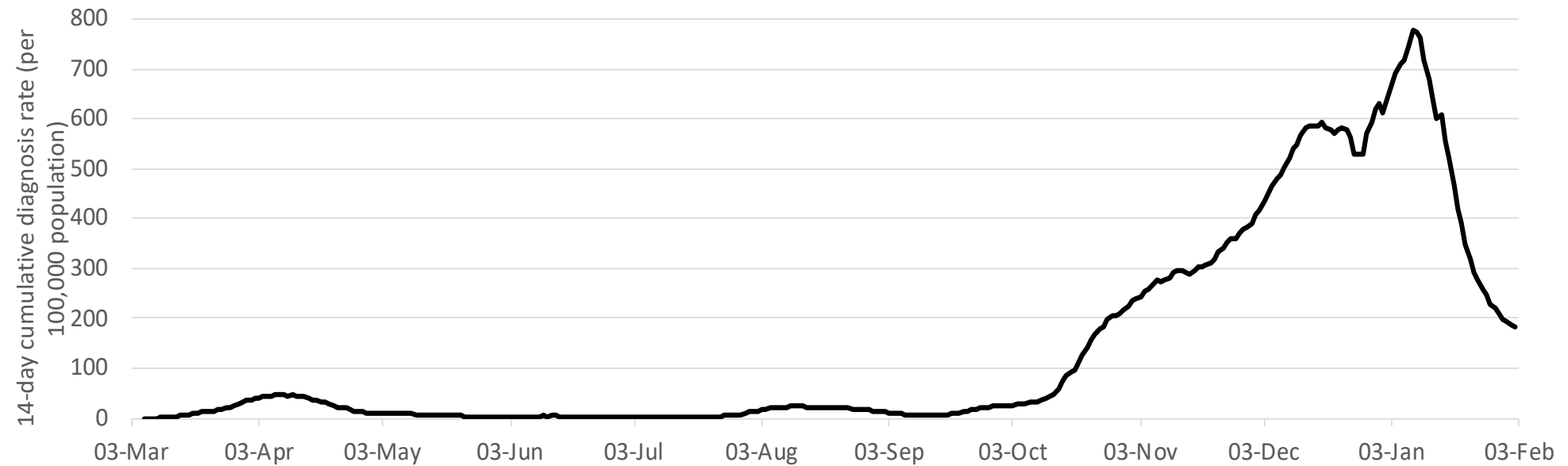


7-day moving average on Feb 2<sup>nd</sup> is shown on the graph

# Laboratory-confirmed cases by date of symptom onset



# COVID-19 14-day cumulative diagnosis rate per 100,000 population (proxy of COVID-19 prevalence)



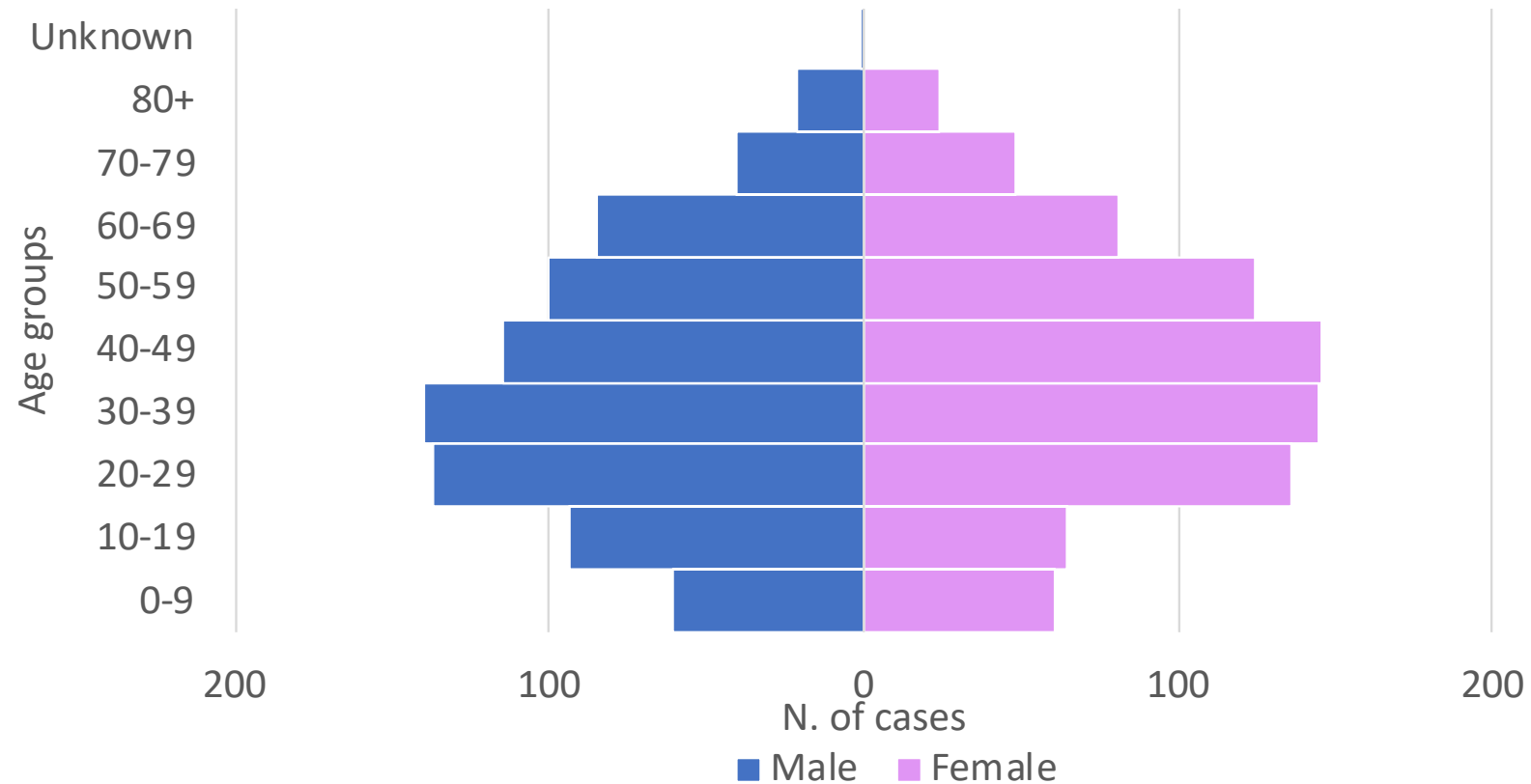
# Data in brief (Last 14 days; 20 Jan - 02 Feb, 2021)

Laboratory-confirmed cases	Locally-acquired (%)
1,625	1,605 (98.8%)

Currently in Intensive Care Unit*
28

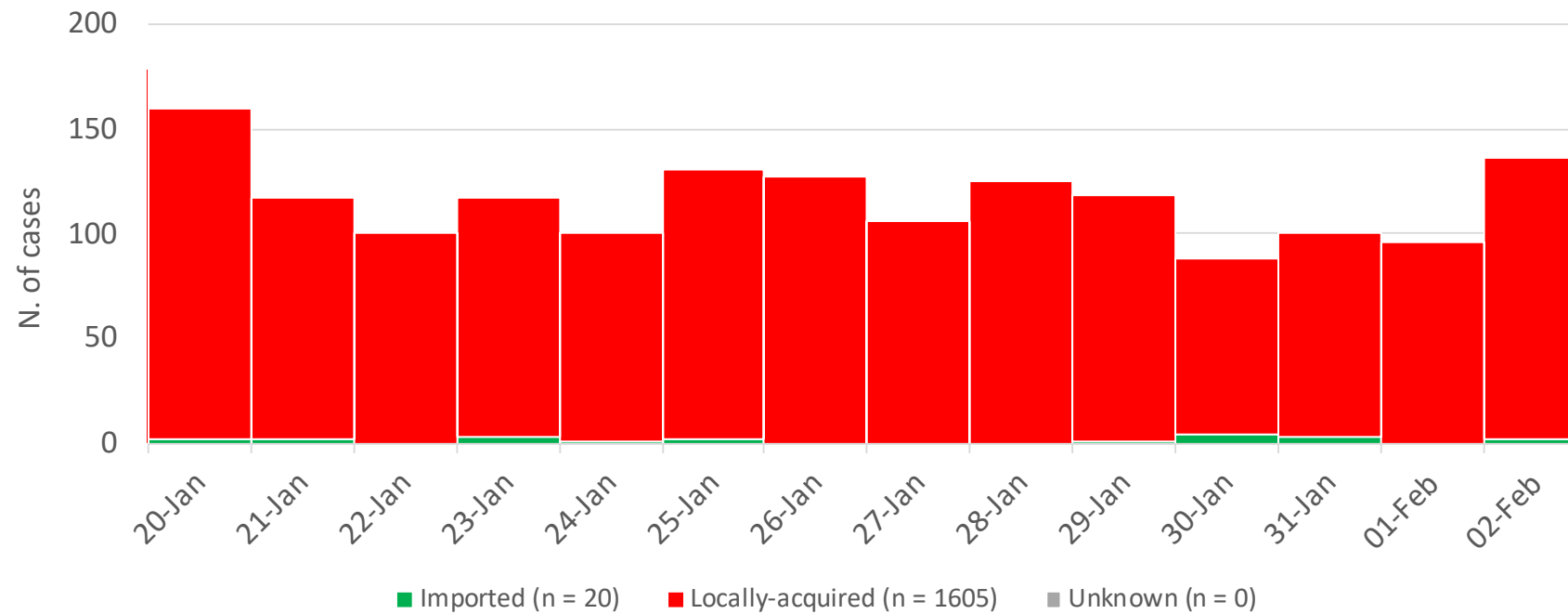
*\*Date of discharge/transfer/death included*

# Distribution of cases diagnosed in the last 14 days by sex and age group (n = 1.625)



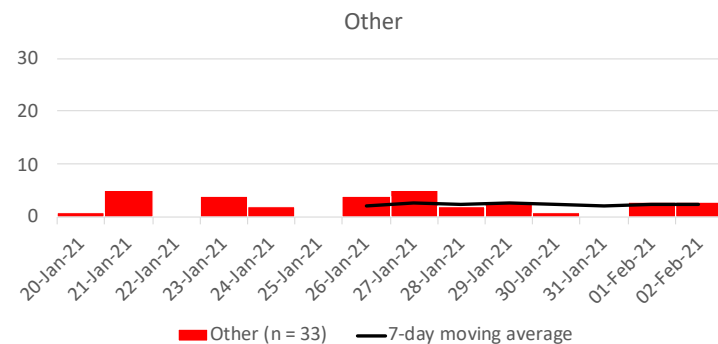
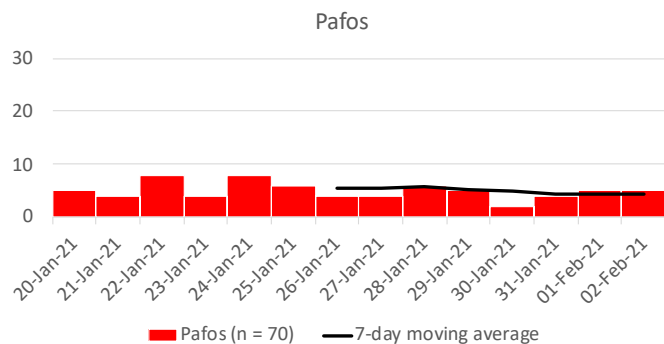
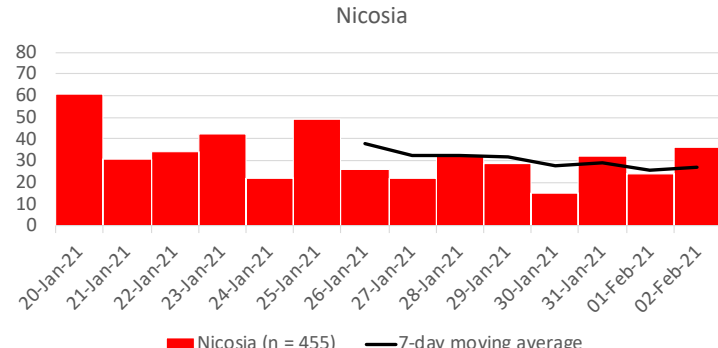
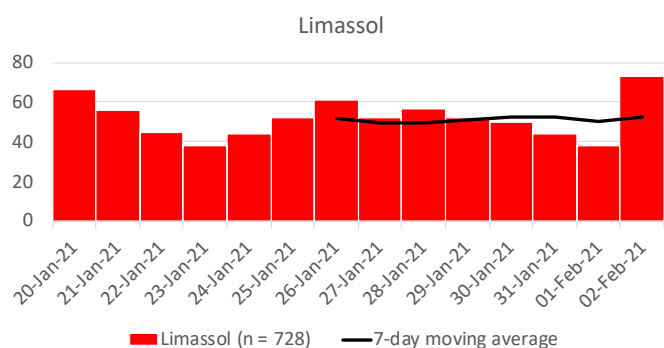
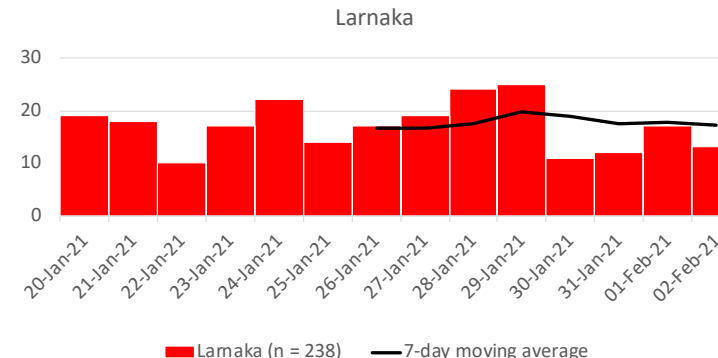
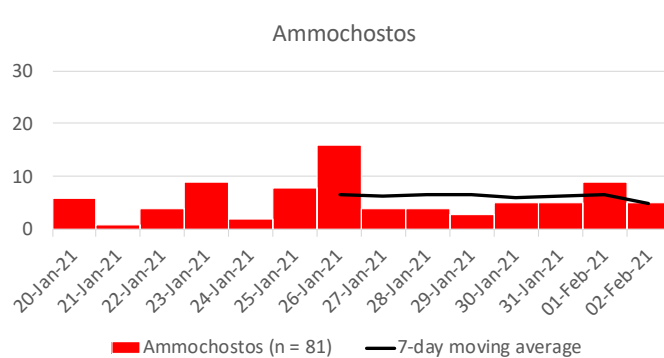
Median age: 39 years (interquartile range: 25-54 years)

# COVID-19 cases by origin of infection and by date of sampling for the last 14 days





# COVID-19 locally-acquired cases by date of sampling and district for the last 14 days

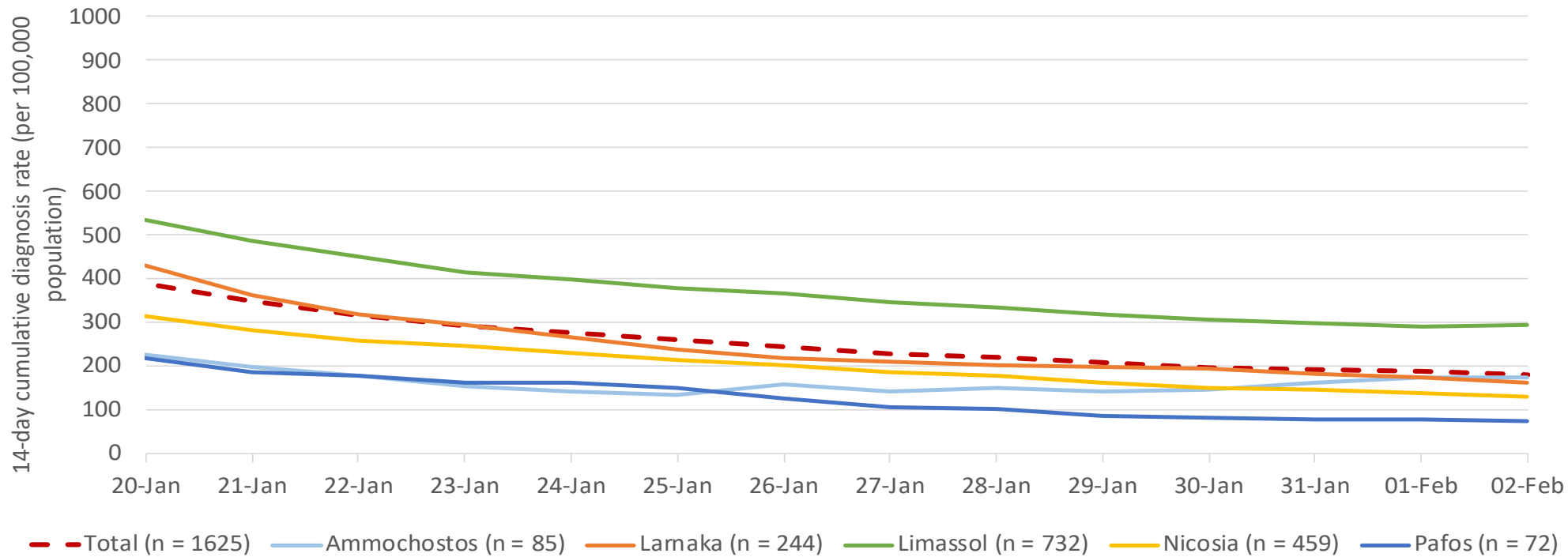


# COVID-19 cases characteristics for the last 14 days

Characteristics	Total (n = 1625)		Imported (n = 20)		Locally-acquired (n = 1605)	
	N	%	N	%	N	%
Sex						
Male	795	48.9	11	55.0	784	48.8
Female	830	51.1	9	45.0	821	51.2
Unknown	0	0.0	0	0.0	0	0.0
Age groups (years)						
0-9	122	7.5	1	5.0	121	7.5
10-19	159	9.8	3	15.0	156	9.7
20-29	273	16.8	3	15.0	270	16.8
30-39	285	17.5	5	25.0	280	16.8
40-49	261	16.1	2	10.0	259	17.4
50-59	224	13.8	3	15.0	221	16.1
60-69	166	10.2	2	10.0	164	13.8
70-79	89	5.5	0	0.0	89	10.2
80+	45	2.8	1	5.0	44	5.5
Unknown	1	0.1	0	0.0	1	2.7
Median age in years (IQR)	39 (25-54)		33 (23-57)		39 (25-54)	
District						
Ammochostos	85	5.2	4	20.0	81	5.0
Larnaka	244	15.0	6	30.0	238	14.8
Limassol	732	45.0	4	20.0	728	45.4
Nicosia	459	28.2	4	20.0	455	28.3
Pafos	72	4.4	2	10.0	70	4.4
Other	33	2.0	0	0.0	33	2.1
Symptoms at diagnosis						
Yes	1,051	64.7	9	45.0	1042	64.9
No	574	35.3	11	55.0	563	35.1
Unknown	0	0.0	0	0.0	0	0.0

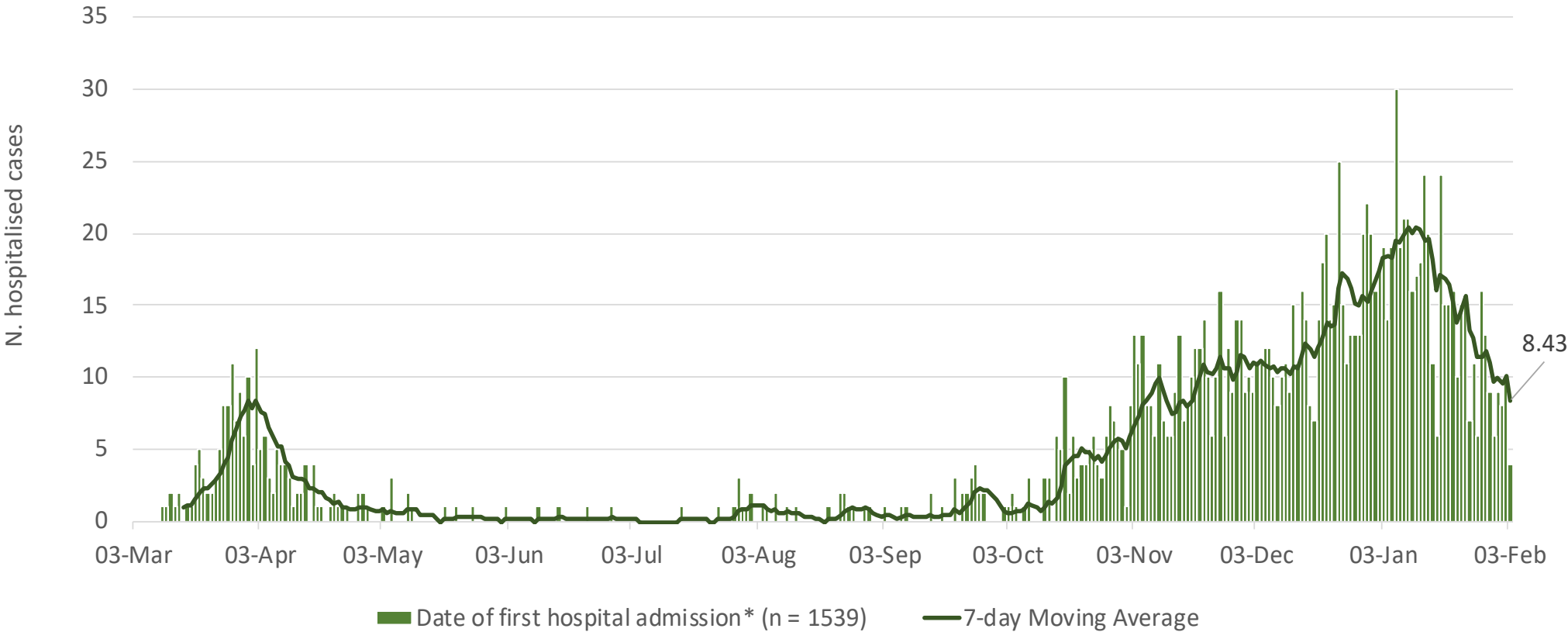
IQR: interquartile range

# COVID-19 14-day cumulative diagnosis rate per 100,000 population, overall and by district for the last 14 days



183.0	173.8	163.8	294.8	132.5	75.5
February 2 <sup>nd</sup> , 2021					

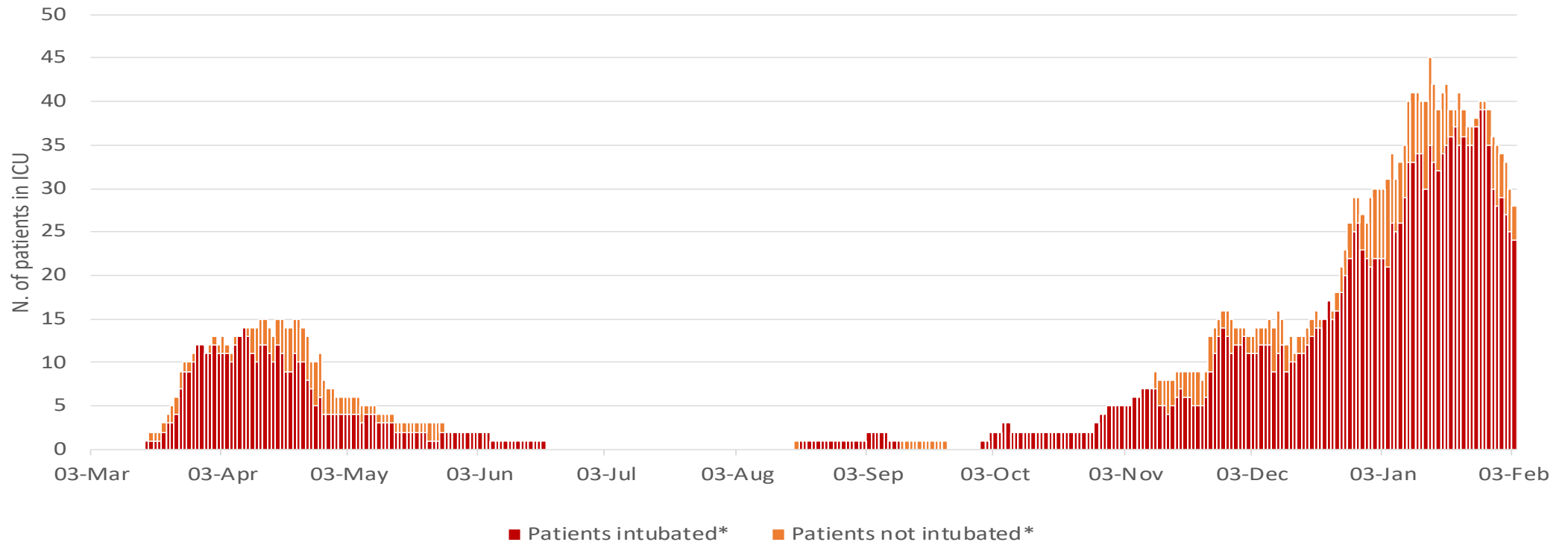
# Number of cases by date of hospital admission



7 day moving average on Feb 3<sup>rd</sup> is shown on the graph

# Cases in intensive care units (ICU)\*

- Total: 159 (10,3% of all ever hospitalized patients) have ever been admitted to ICU – 28 currently in ICU (February 3<sup>rd</sup>)

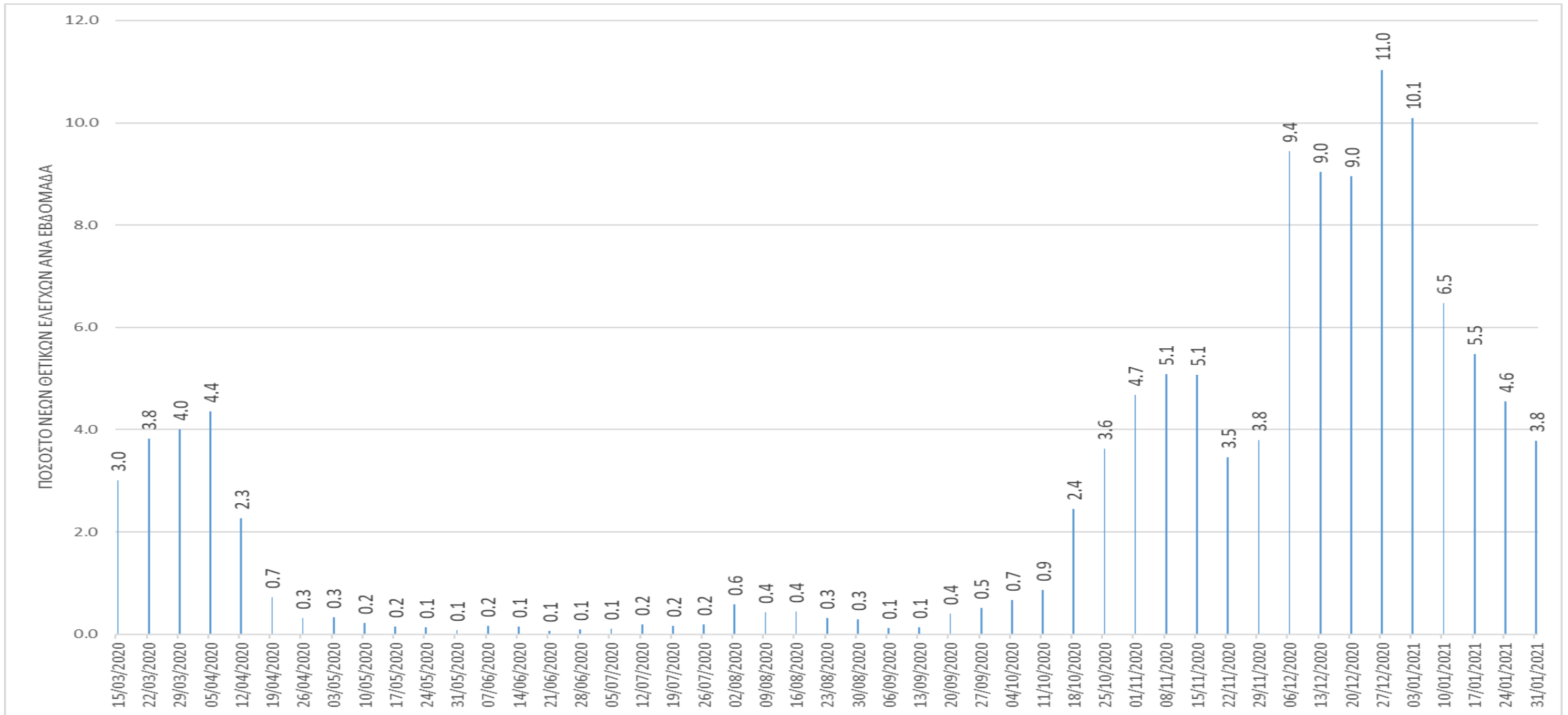


\*Intensive care unit (ICU) refers only to the ICU in Limassol General Hospital and ICU in Nicosia General Hospital  
*Date of discharge/transfer/death included*

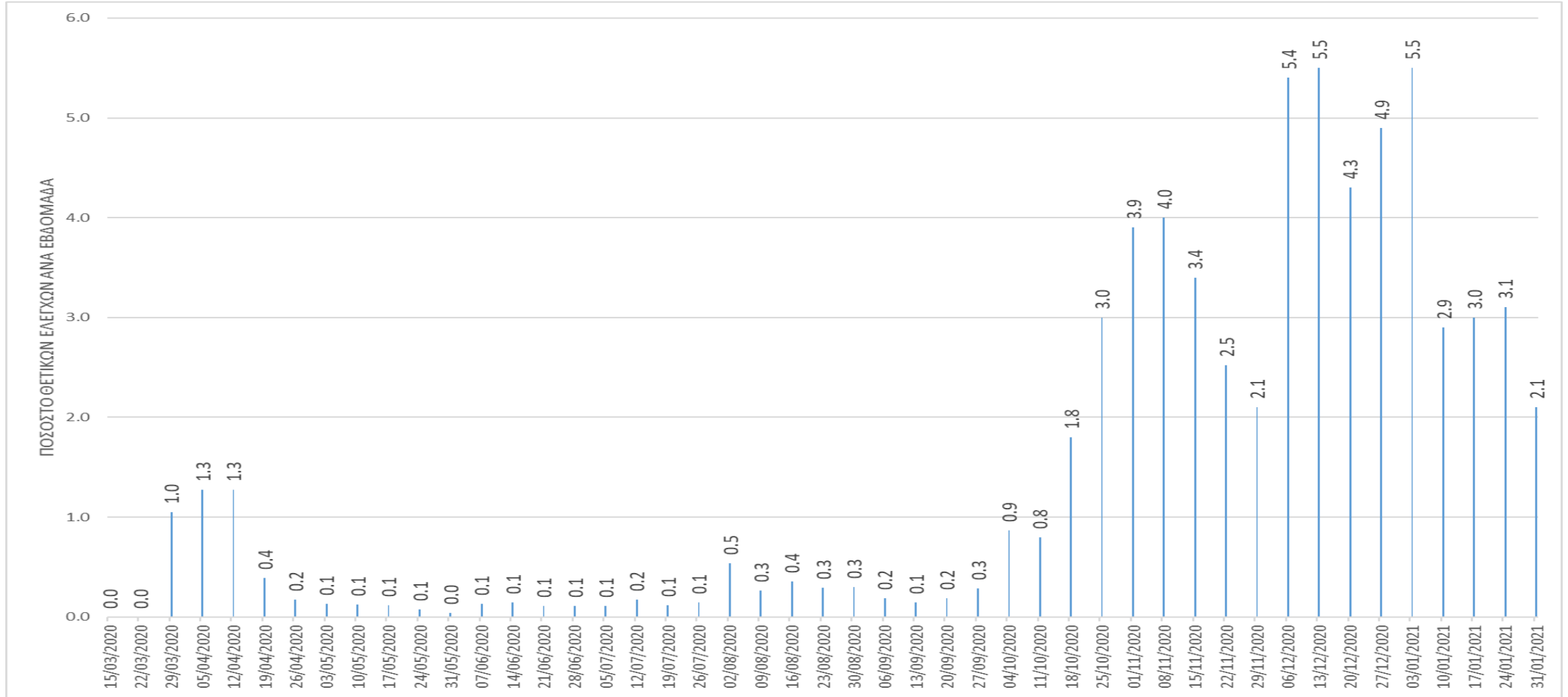
# Molecular tests and antigen rapid tests

	<b>Molecular tests (as announced by the Ministry of Health)</b>	<b>Antigen rapid tests (Ministry of Health)</b>
<b>Total overall</b>	801,145	672,478
<b>Tests/100.000</b>	90,219.0	75,729.5
<b>Total (Last 14 days)</b>	23,461	215,765
<b>Last 14 days/100.000</b>	2,642.0	24,297.9

# Percentage of new laboratory tests (molecular) with a positive result (all labs), per week

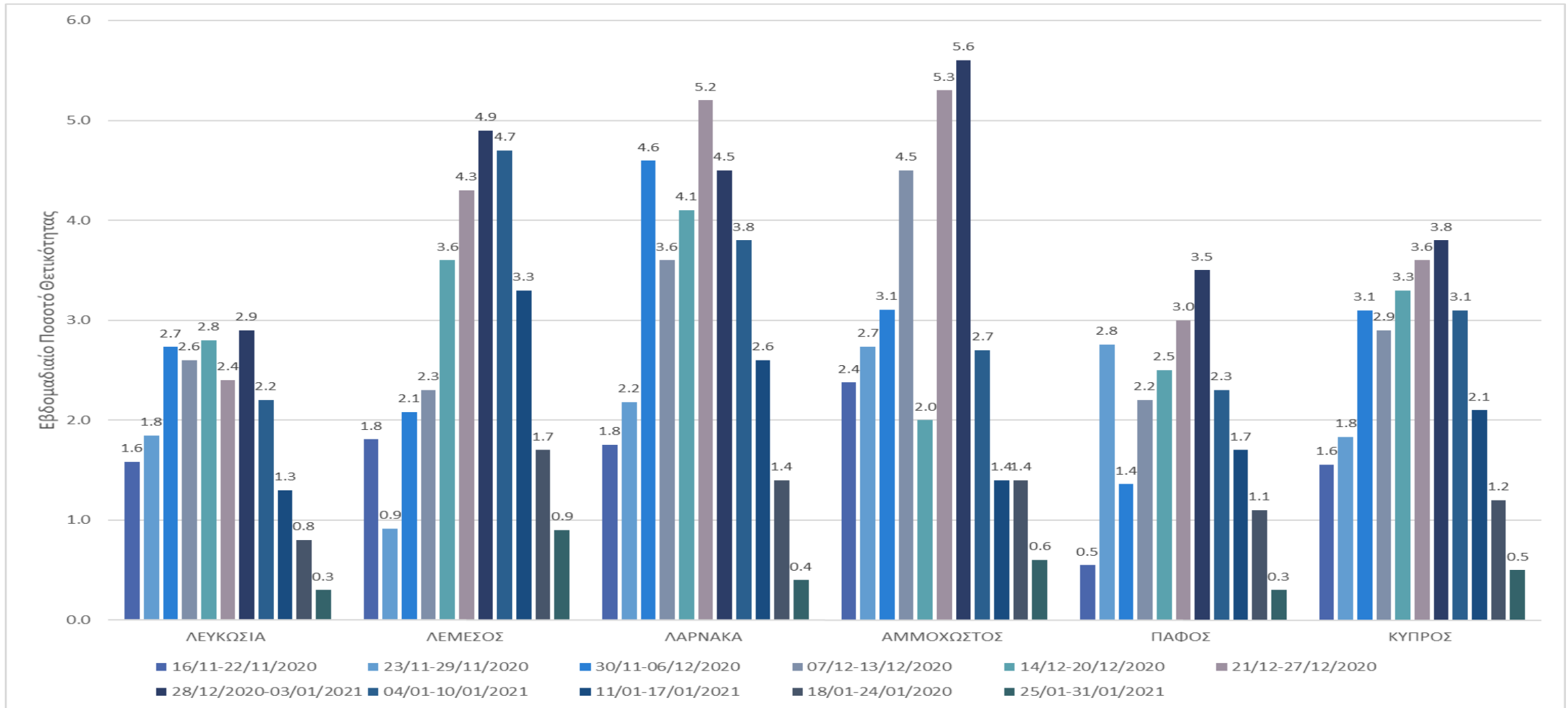


# Percentage of laboratory tests (molecular) with a positive result (private sector), per week





# Rapid antigen tests (Ministry of Health) – percentage (weekly) with a positive result (overall and by district)



# Laboratory tests for SARS-CoV-2

- Epidemiological Surveillance Unit, Ministry of Health
- Contributors: Christiana Dimitriou, Maria Prokopiou, Christos Charalambous, Eleni Anastasiou, Carolina Stylianou, Ourania Kolokotroni, Annalisa Quattrocchi, Ioanna Gregoriou, Olga Kalakouta, Georgios Nikolopoulos

# **Epidemiological Surveillance Unit of the Ministry of Health, Republic of Cyprus**

- Contributors: Annalisa Quattrocchi, Ioannis Mamais, Valentinos Silvestros, Anna Demetriou (Health Monitoring Unit), Maria Athanasiadou (Health Monitoring Unit), Theopisti Prianou (Health Monitoring Unit), Androulla Stylianou, Sotiroula Sotiriou, Fani Theofhanous, Christos Charalambous, Ioanna Gregoriou, Maria Koliou, Olga Kalakouta, Georgios Nikolopoulos
- Scientific Committee: Constantinos Constantinou, Niki Paphitou, Georgios Nikolopoulos, Maria Koliou, George Panos, Eirini Christaki, Zoi - Dorothea Pana, Constantinos Tsioutis, Leontios Kostrikis, Peter Karayiannis, George Petrikkos, Petros Agathangelou, George Mixides