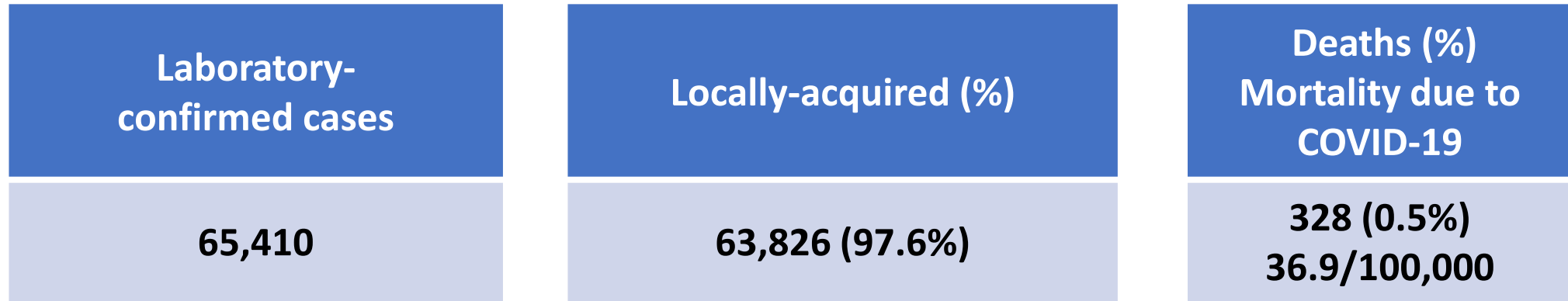


Coronavirus Disease 2019 (COVID-19) in the Republic of Cyprus

Surveillance Report as of 03/05/2021

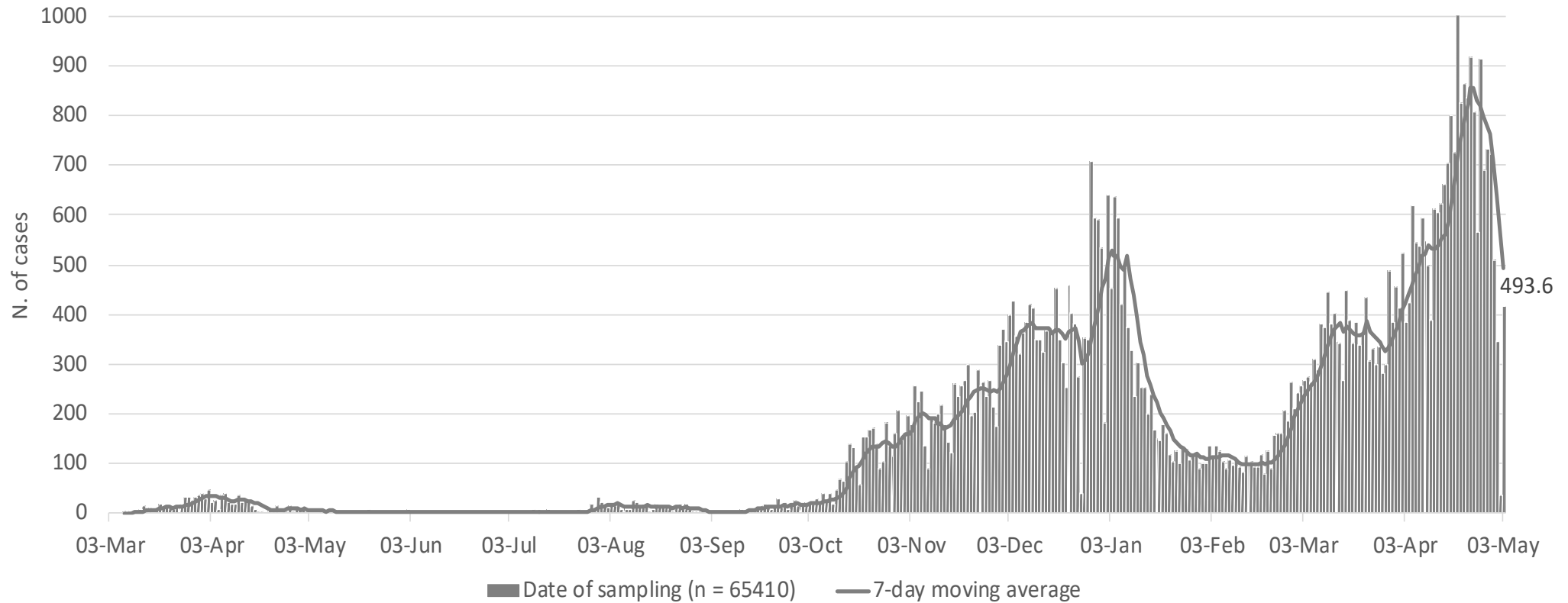
Nicosia 07/05/2021

Data in brief



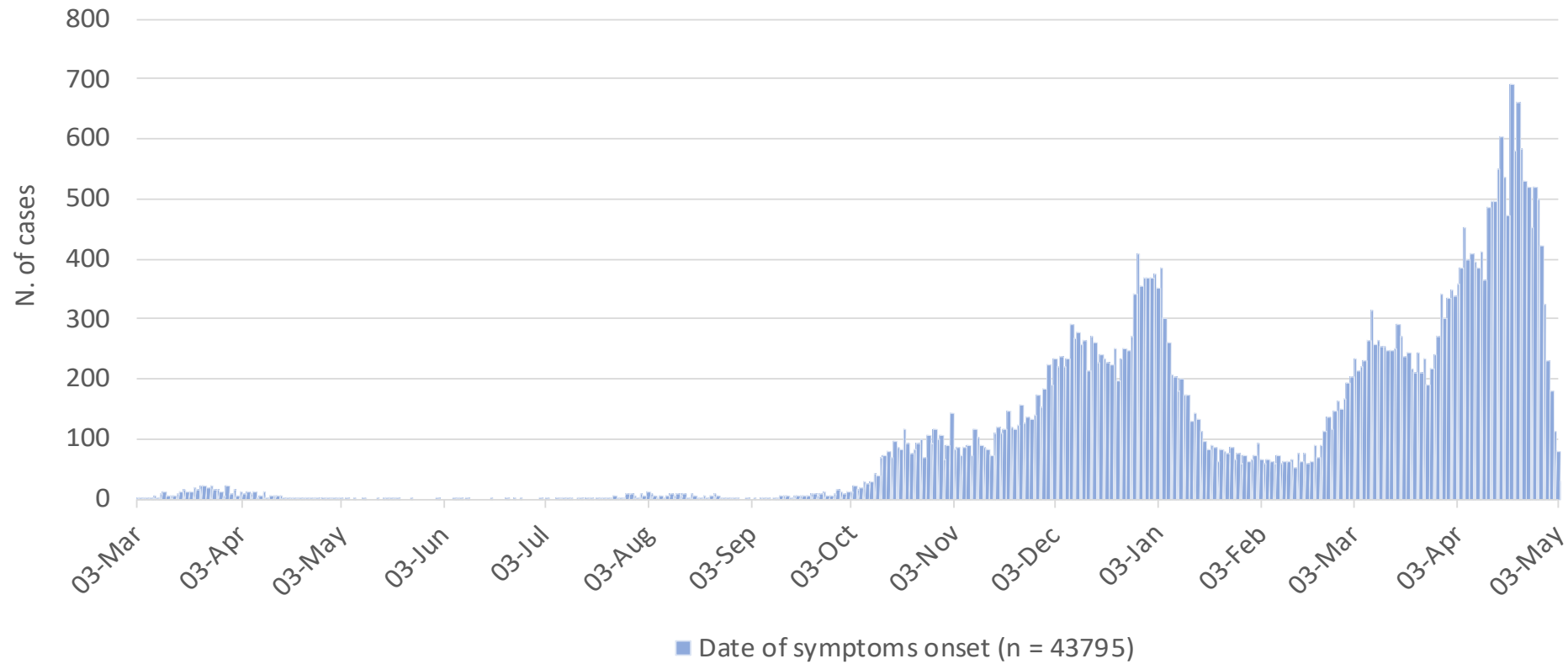
**Date of discharge/transfer/death included*

Laboratory-confirmed cases by date of sampling

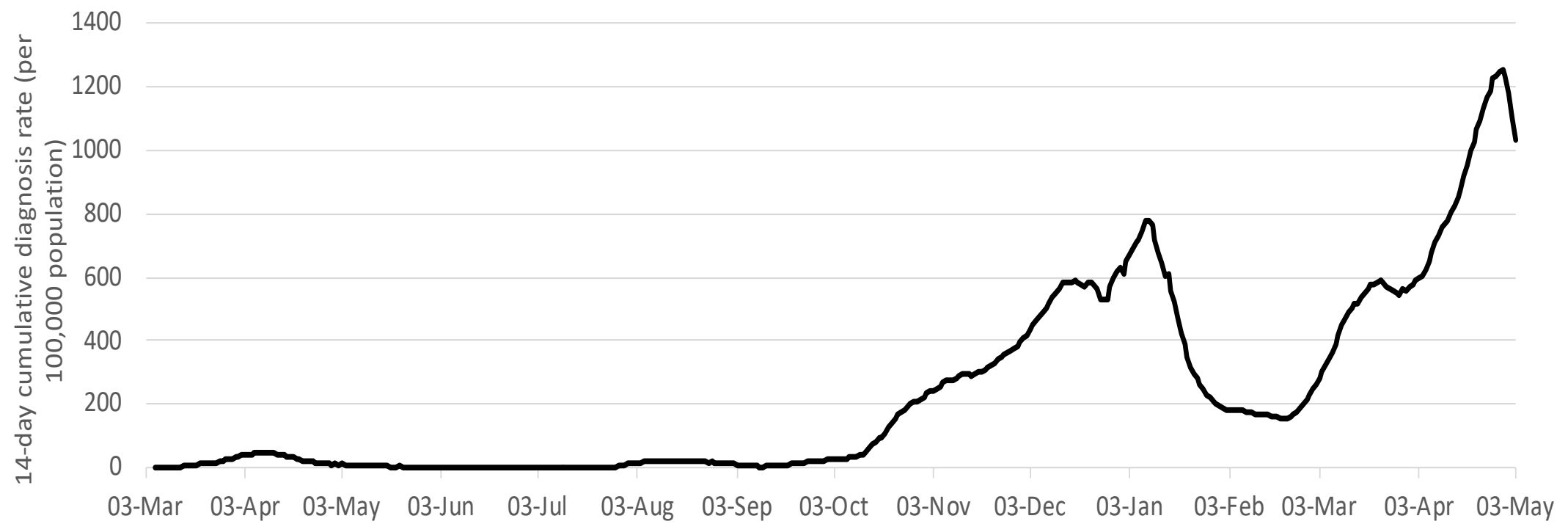


7-day moving average on May 3rd is shown on the graph

Laboratory-confirmed cases by date of symptom onset



COVID-19 14-day cumulative diagnosis rate per 100,000 population (proxy of COVID-19 prevalence)



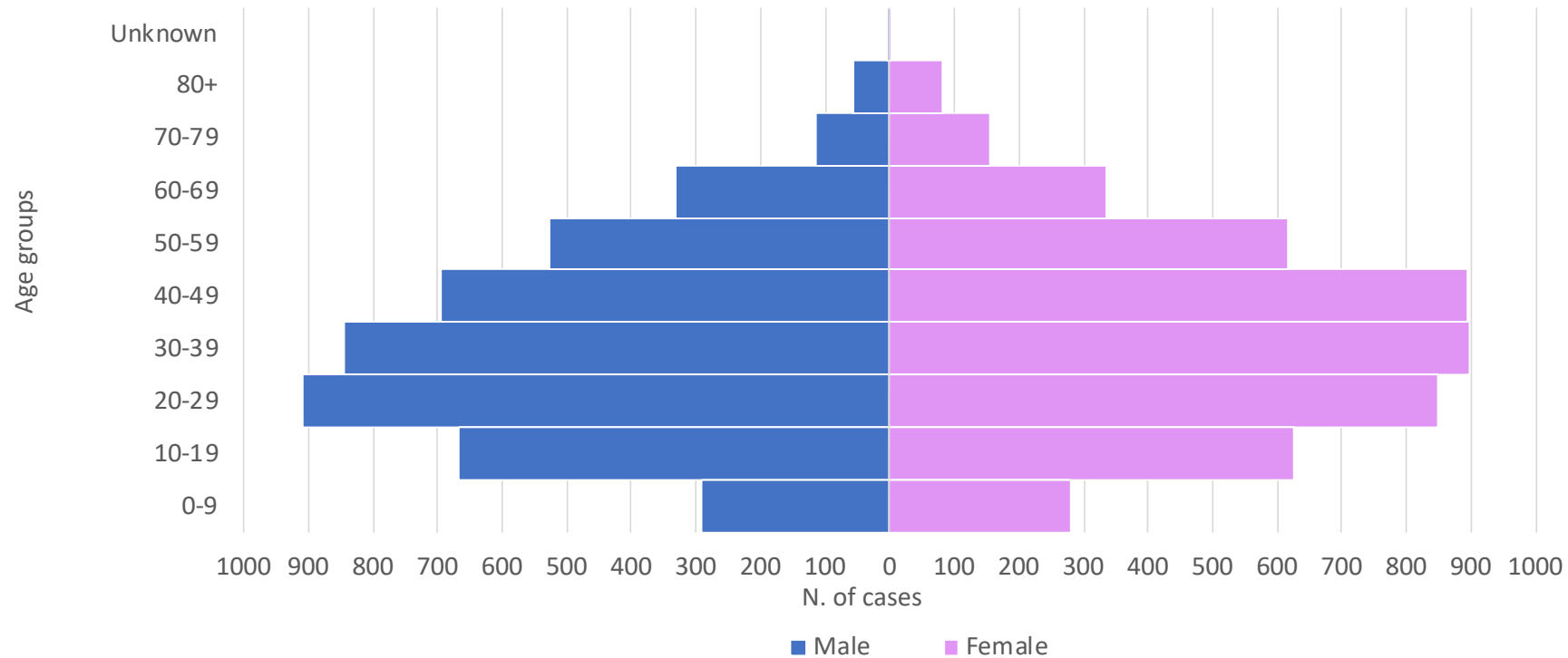
Data in brief (Last 14 days; 20 April – 3 May 2021)

Laboratory-confirmed cases	Locally-acquired (%)
9,186	9,117 (99.2%)

Currently in Intensive Care Unit*
35

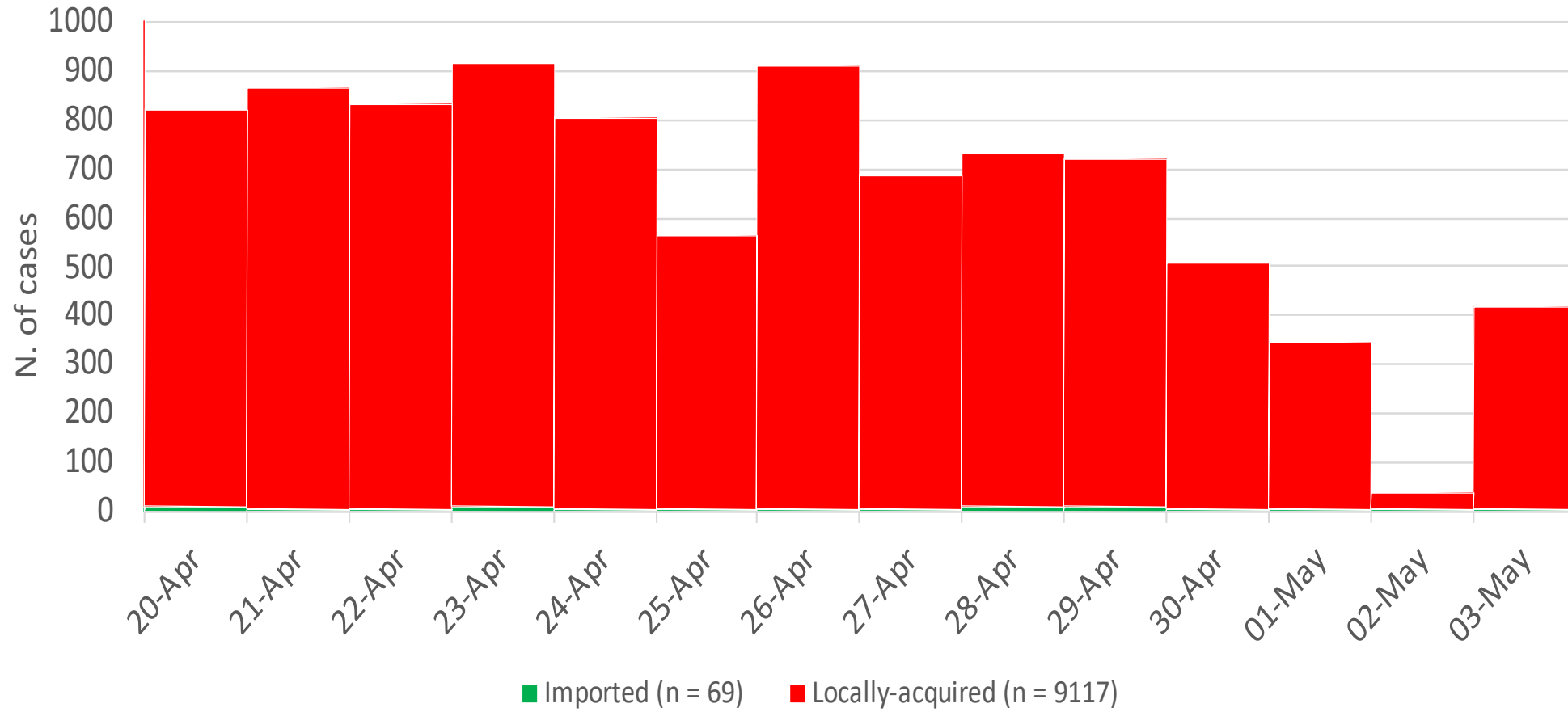
**Date of discharge/transfer/death included*

Distribution of cases diagnosed in the last 14 days by sex and age group (n = 9.186)

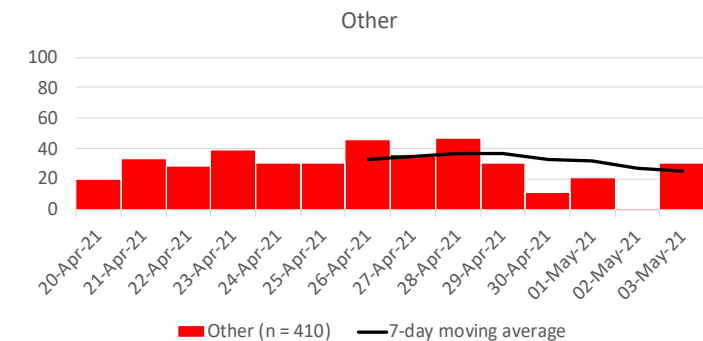
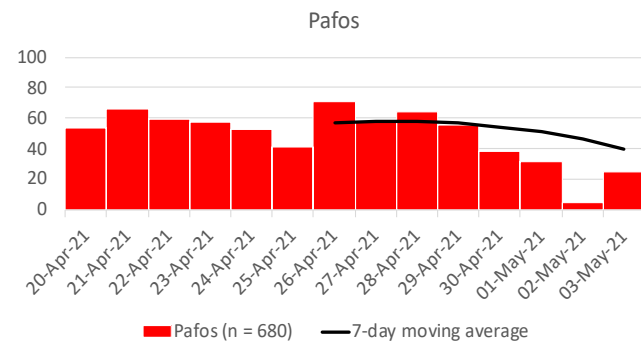
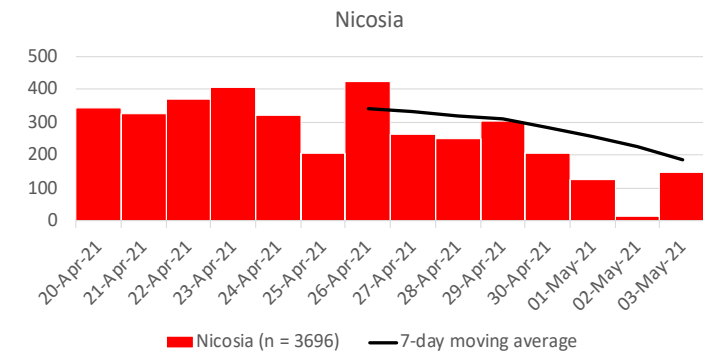
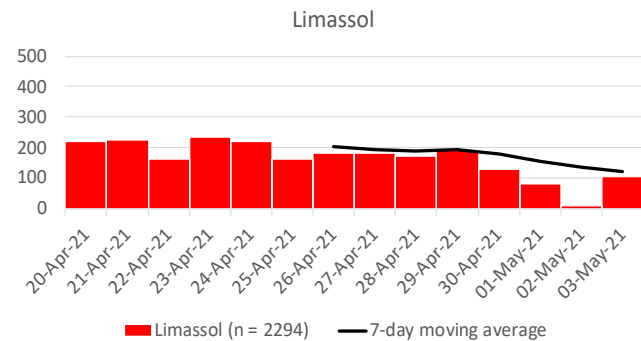
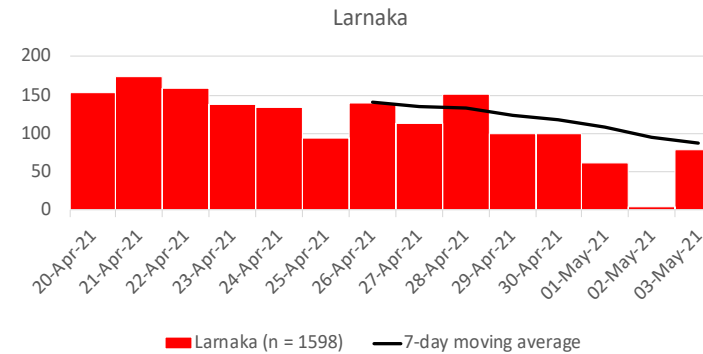
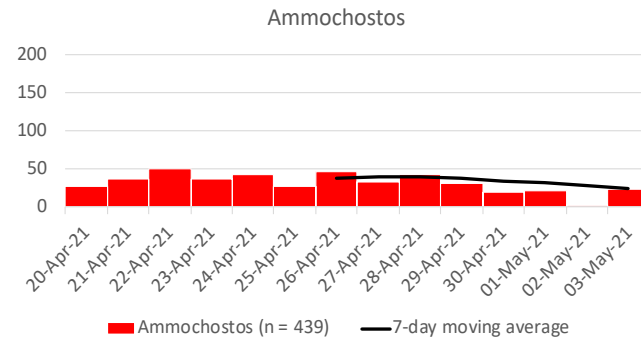


Median age: 35 years (interquartile range: 29-52 years)

COVID-19 cases by origin of infection and by date of sampling for the last 14 days



COVID-19 locally-acquired cases by date of sampling and district for the last 14 days

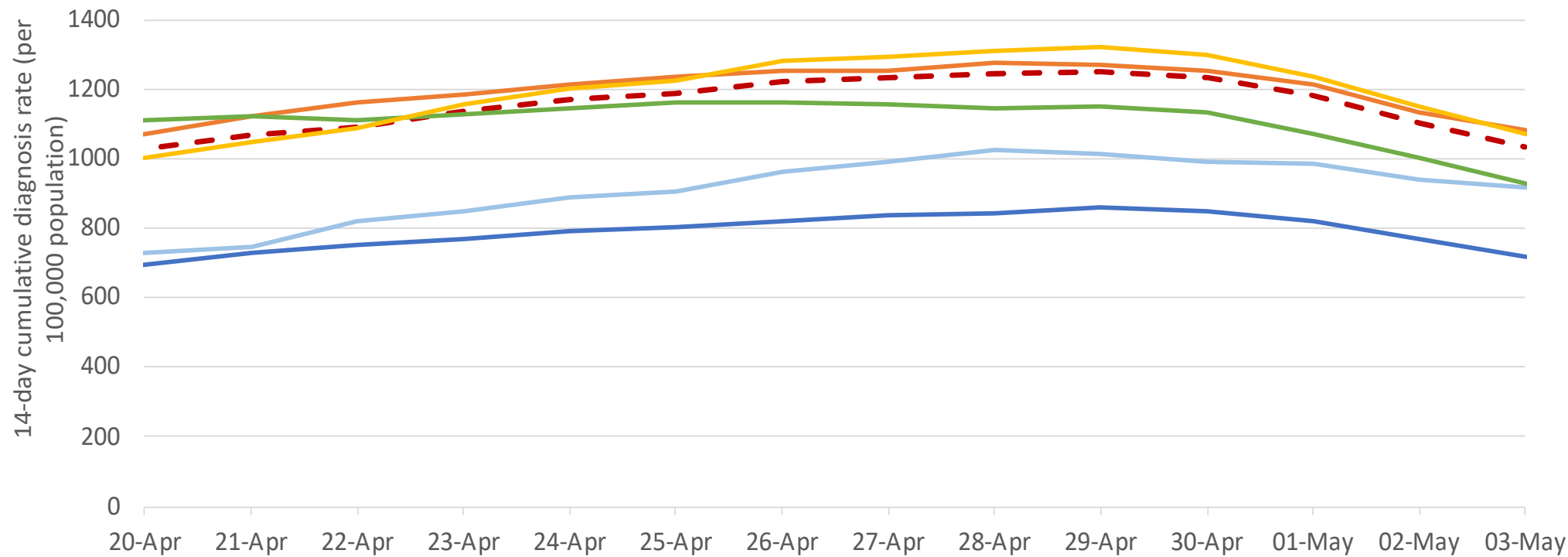


COVID-19 cases characteristics for the last 14 days

Characteristics	Total (n = 9186)		Imported (n = 69)		Locally-acquired (n = 9117)	
	N	%	N	%	N	%
Sex						
Male	4442	48.4	39	56.5	4403	48.3
Female	4734	51.5	29	42.0	4705	51.6
Unknown	10	0.1	1	1.4	9	0.1
Age groups (years)						
0-9	573	6.2	1	1.4	572	6.3
10-19	1294	14.1	7	10.1	1287	14.1
20-29	1762	19.2	28	40.6	1734	19.0
30-39	1747	19.0	14	20.3	1733	19.0
40-49	1590	17.3	8	11.6	1582	17.4
50-59	1144	12.5	5	7.2	1139	12.5
60-69	666	7.3	3	4.3	663	7.3
70-79	270	2.9	2	2.9	268	2.9
80+	135	1.5	1	1.4	134	1.5
Unknown	5	0.1	0	0.0	5	0.1
Median age in years (IQR)	35 (22-49)		27 (21-41)		35 (22-49)	
District						
Ammochostos	449	4.9	10	14.5	439	4.8
Larnaka	1616	17.6	18	26.1	1598	17.5
Limassol	2310	25.1	16	23.2	2294	25.2
Nicosia	3709	40.4	13	18.8	3696	40.5
Pafos	684	7.4	8	11.6	676	7.4
Other	418	4.6	8	11.6	410	4.5
Symptoms at diagnosis						
Yes	6723	73.2	25	36.2	6698	73.5
No	2463	26.8	44	63.8	2419	26.5
Unknown	0	0.0	0	0.0	0	0.0

IQR: interquartile range

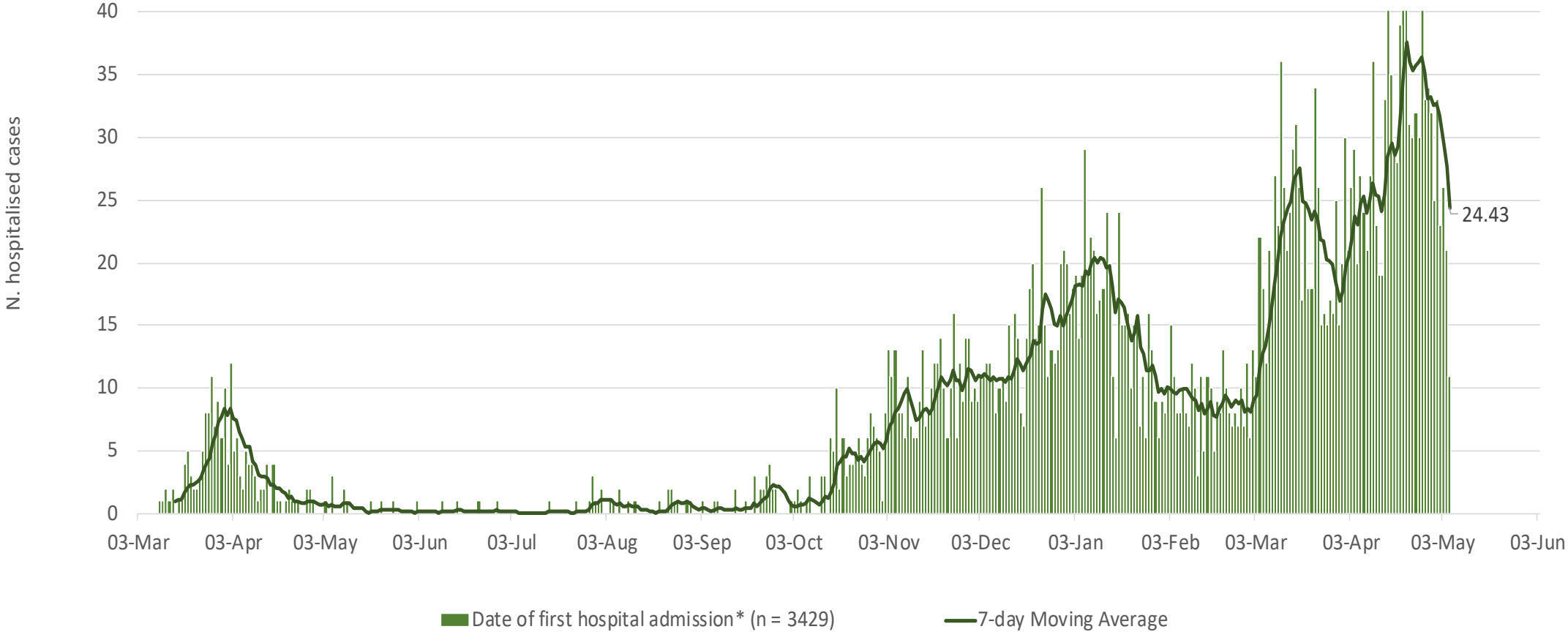
COVID-19 14-day cumulative diagnosis rate per 100,000 population, overall and by district for the last 14 days



- - Total (n = 9186)
 — Ammochostos (n = 449)
 — Lamaka (n = 1616)
 — Limassol (n = 2310)
 — Nicosia (n = 3709)
 — Pafos (n = 684)

1034.5	918.2	1084.6	930.3	1070.7	717.0
May 3 rd , 2021					

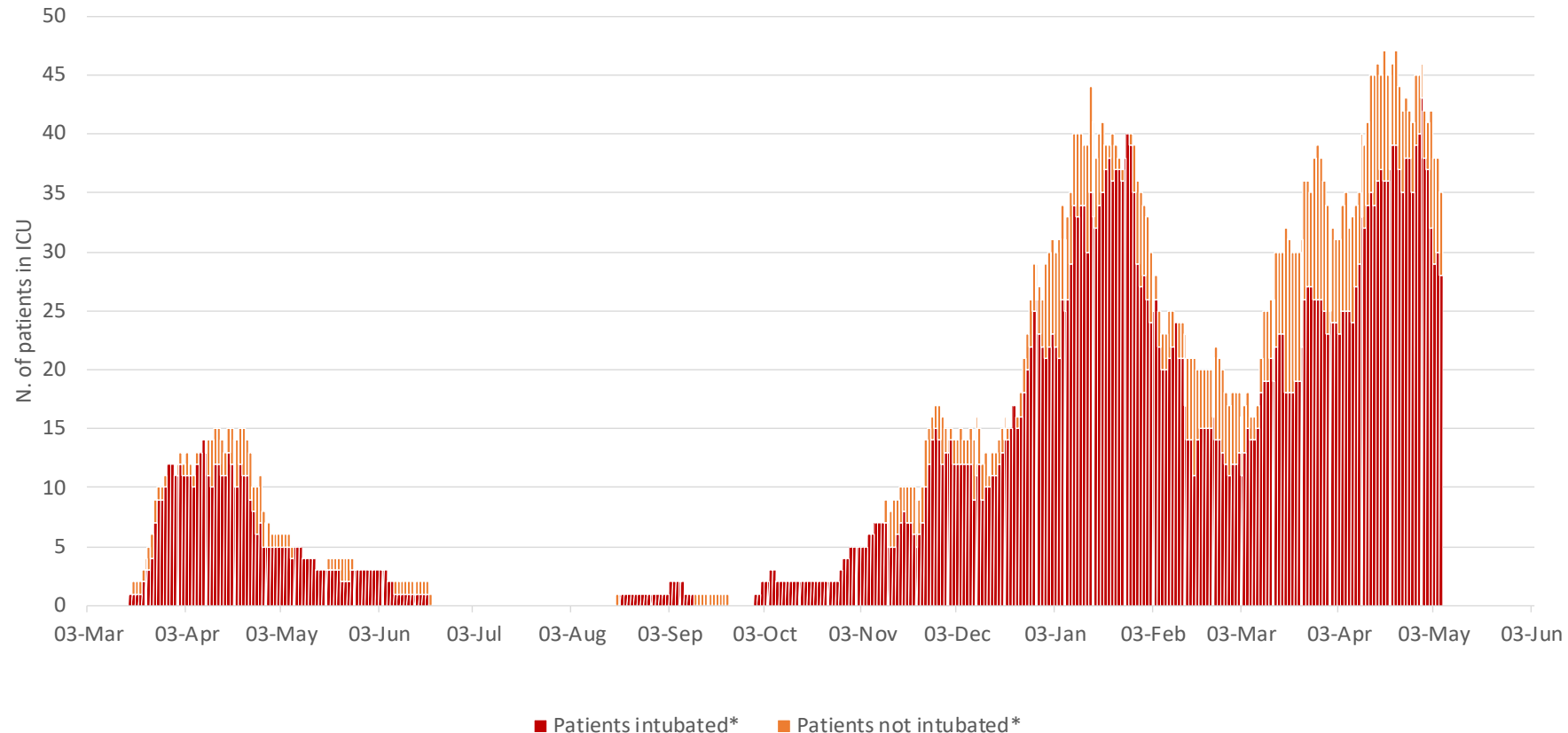
Number of cases by date of hospital admission



7 day moving average on May 5th is shown on the graph

Cases in intensive care units (ICU)*

- Total: 338 (9,9% of all ever hospitalized patients) have ever been admitted to ICU – 35 (diagnosis till May 3rd - currently in ICU as of May 5th)

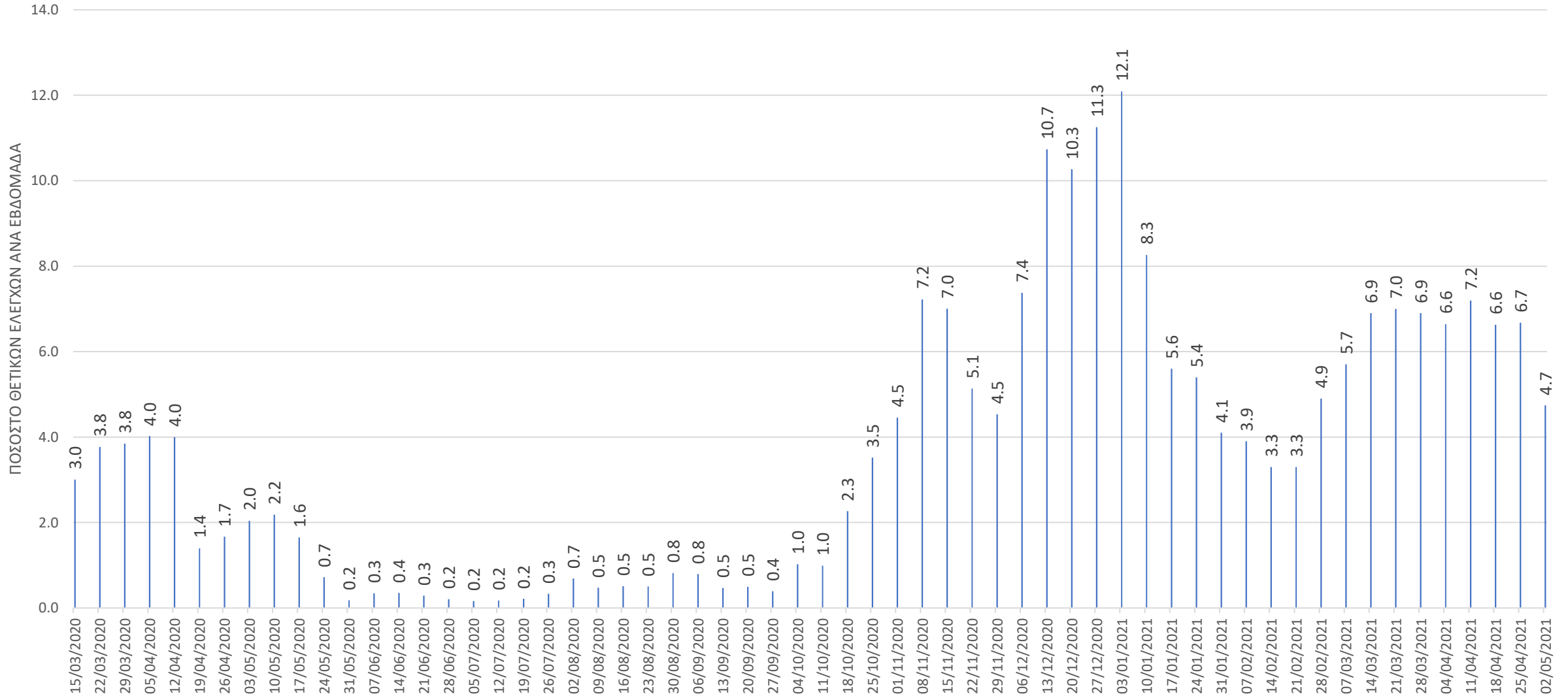


*Intensive care unit (ICU) refers only to the ICU in Limassol General Hospital and ICU in Nicosia General Hospital
Date of discharge/transfer/death included

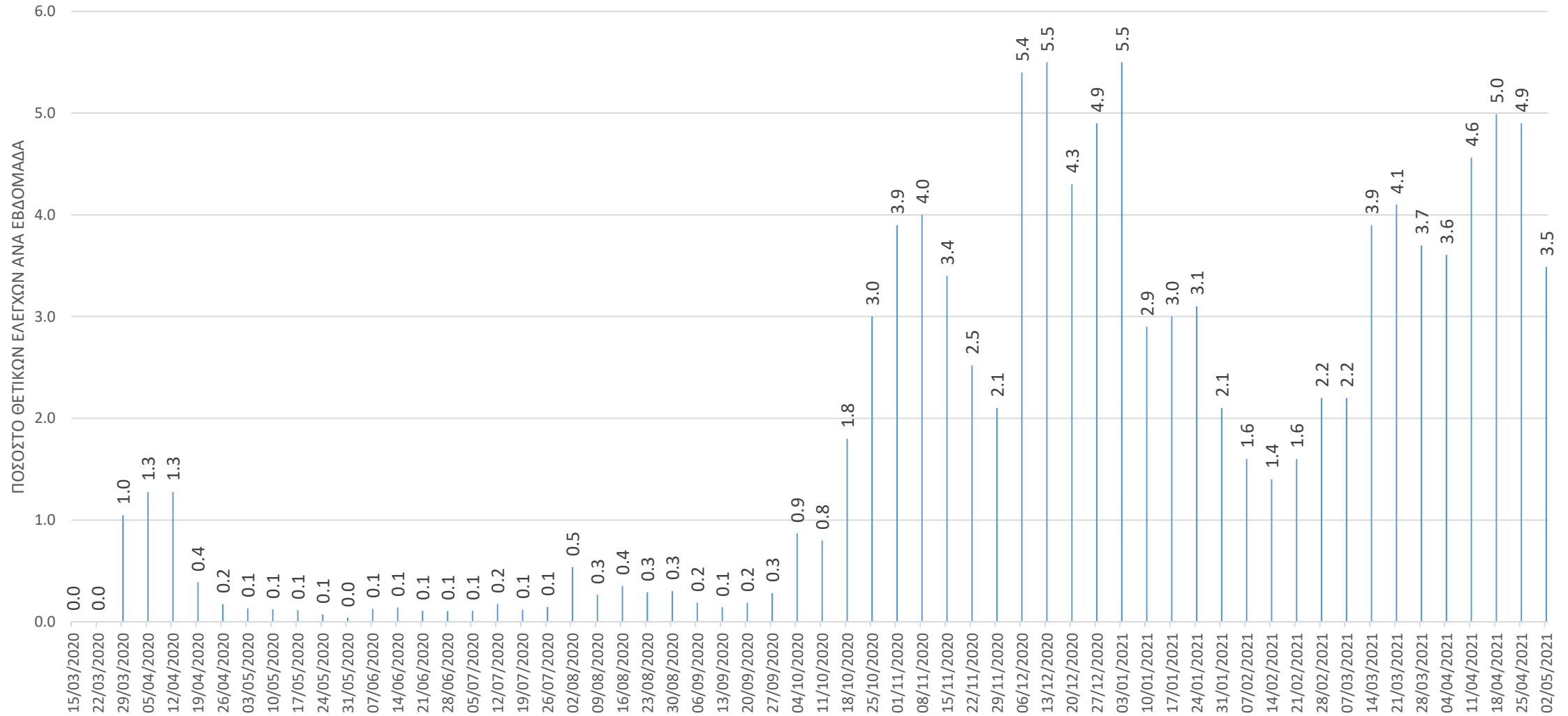
Molecular tests and antigen rapid tests

	Molecular tests (as announced by the Ministry of Health)	Antigen rapid tests (Ministry of Health)
Total overall	1,184,310	4,262,074
Tests/100.000	133,368.2	479,963.3
Total (Last 14 days)	99,753	533,676
Last 14 days/100.000	11,233.4	60,098.6

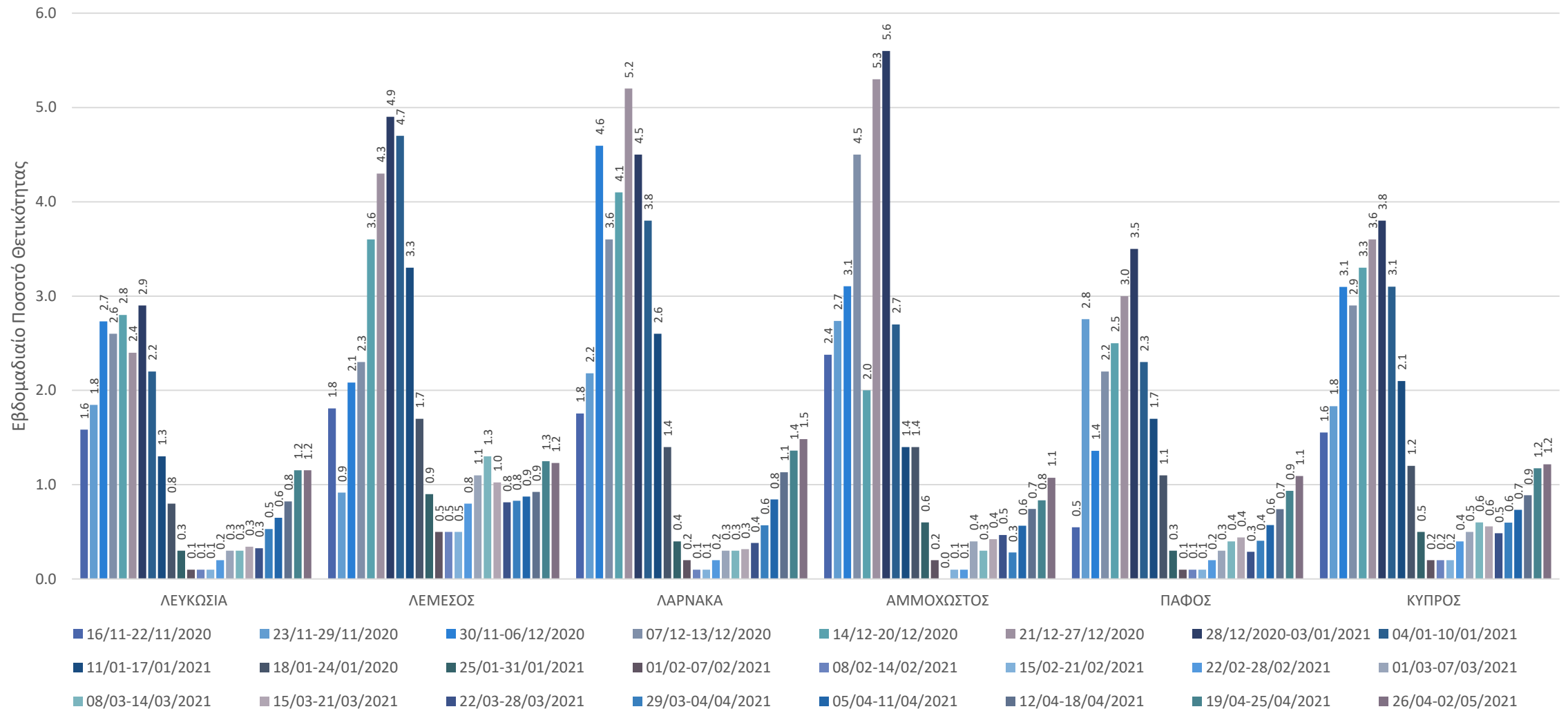
Percentage of laboratory tests (molecular) with a positive result (all labs), per week



Percentage of laboratory tests (molecular) with a positive result (private sector), per week



Rapid antigen tests (Ministry of Health) – percentage (weekly) with a positive result (overall and by district)



Laboratory tests for SARS-CoV-2

- Epidemiological Surveillance Unit, Ministry of Health
- Contributors: Christiana Dimitriou, Anna Demetriou, Maria Prokopiou, Christos Charalambous, Eleni Anastasiou, Carolina Stylianou, Ourania Kolokotroni, Annalisa Quattrocchi, Ioanna Gregoriou, Olga Kalakouta, Georgios Nikolopoulos

Epidemiological Surveillance Unit of the Ministry of Health, Republic of Cyprus

- Contributors: Annalisa Quattrocchi, Ioannis Mamais, Valentinos Silvestros, Anna Demetriou (Health Monitoring Unit), Maria Athanasiadou (Health Monitoring Unit), Theopisti Kyprianou (Health Monitoring Unit), Androulla Stylianou, Sotiroula Sotiriou, Fani Theofhanous, Christos Charalambous, Ioanna Gregoriou, Maria Koliou, Olga Kalakouta, Georgios Nikolopoulos
- Scientific Committee: Constantinos Constantinou, Niki Paphitou, Georgios Nikolopoulos, Maria Koliou, George Panos, Eirini Christaki, Zoi - Dorothea Pana, Constantinos Tsioutis, Peter Karayiannis, George Petrikkos, Petros Agathangelou, Constantinos Phellas, George Mixides