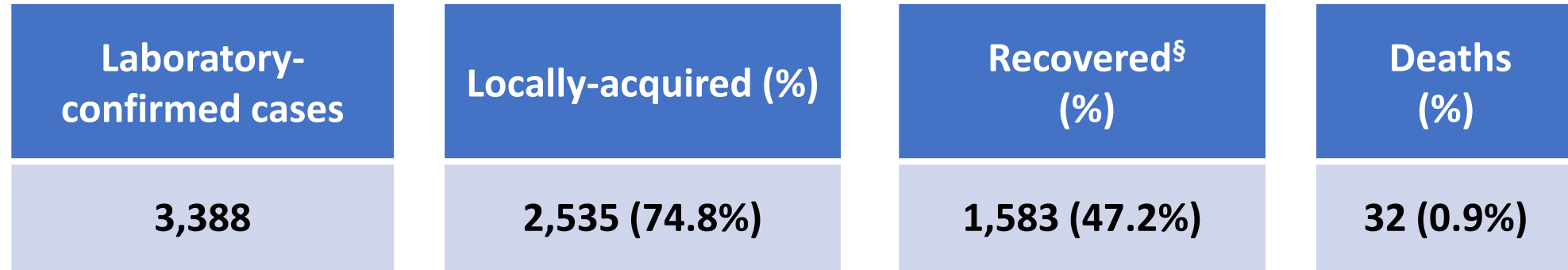


# **Coronavirus Disease 2019 (COVID-19) in Cyprus**


**Surveillance Report as of 24/10/2020**

Nicosia 29/10/2020

# Data in brief (as of 24/10/2020)

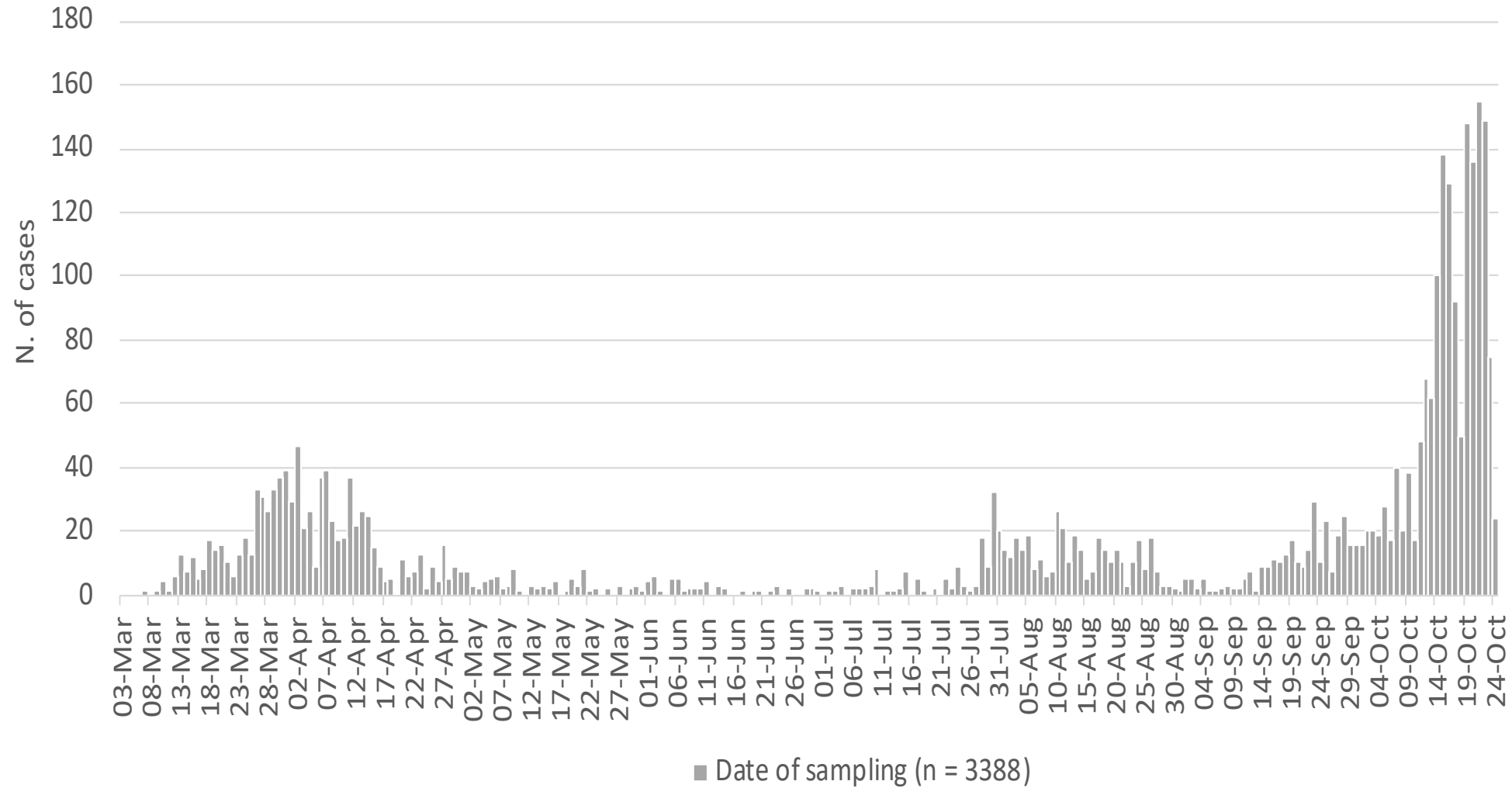


*§Among cases alive*

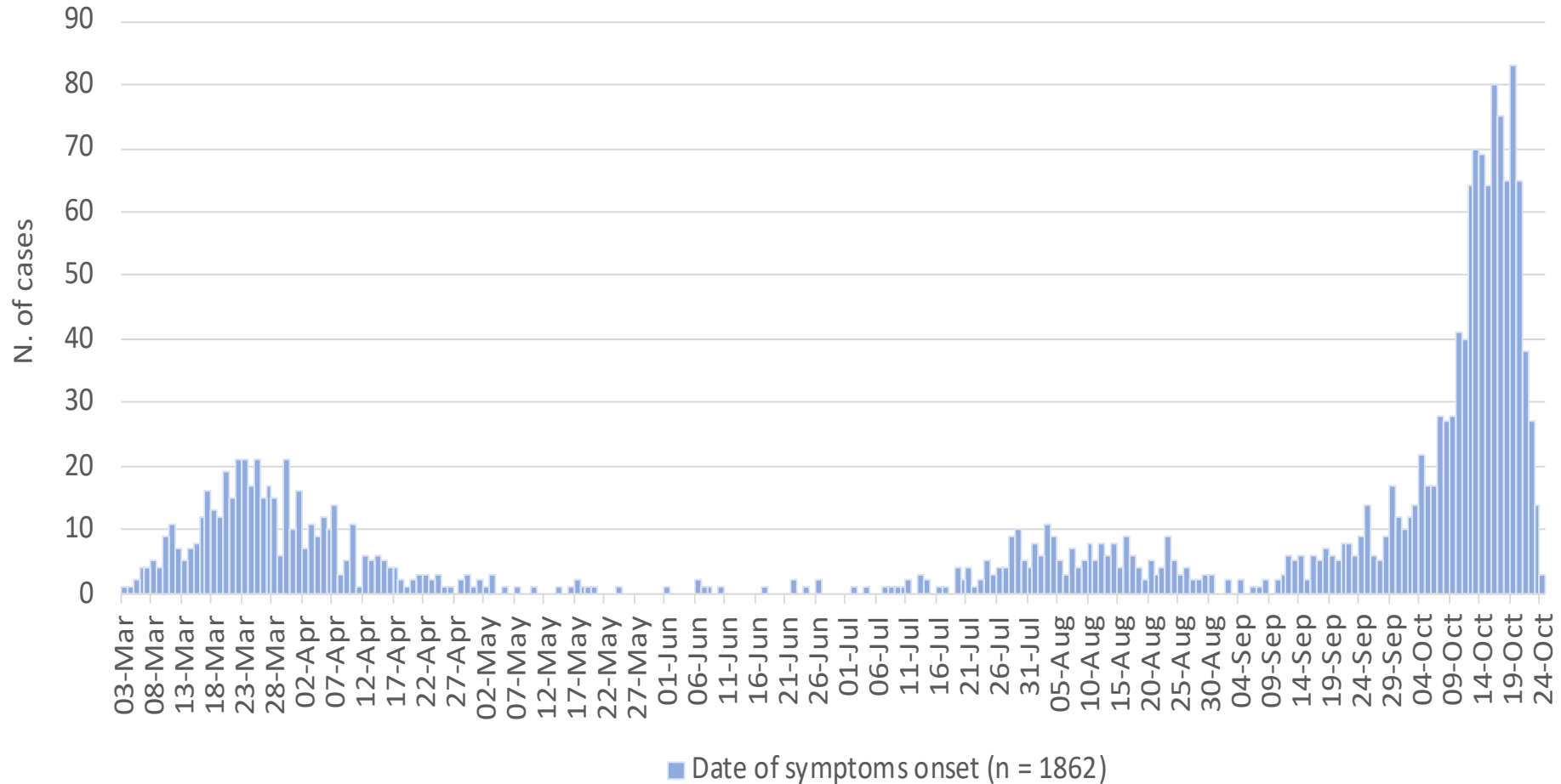


*\*Date of discharge/transfer/death included*

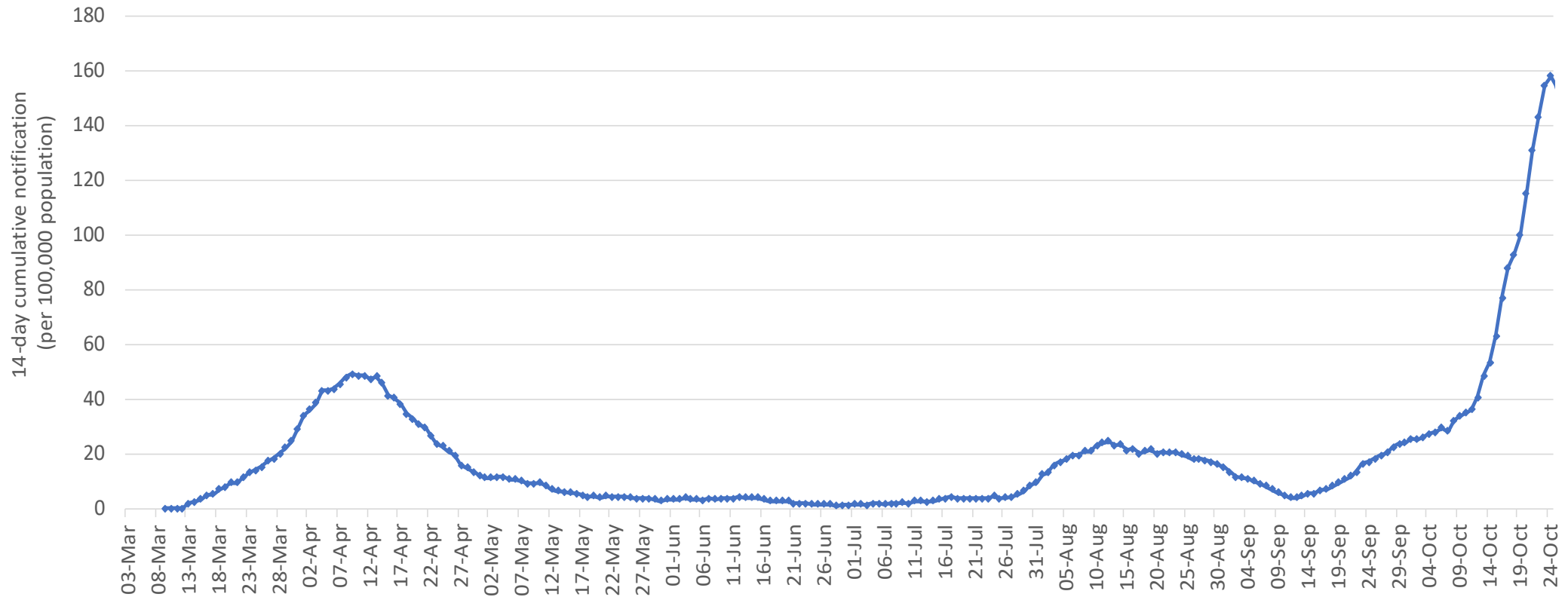
# Laboratory-confirmed cases by date of sampling



# Laboratory-confirmed cases by date of symptom onset



# COVID-19 14-day cumulative notification rate per 100,000 population (proxy of COVID-19 prevalence)



*March 23<sup>rd</sup>: 14 days since the first reported case*

# Data in brief (Last 14 days – 11 to 24 of October)

Laboratory-confirmed cases	Locally-acquired (%)	Recovered <sup>§</sup> (%)	Deaths (%)
1,374	1,230 (89.5%)	0 (0%)	0 (0%)

*§Among cases alive*

Hospital care / currently (%)	Currently in Intensive Care Unit*
50 (3.6%) / 33 (66.0%)	2

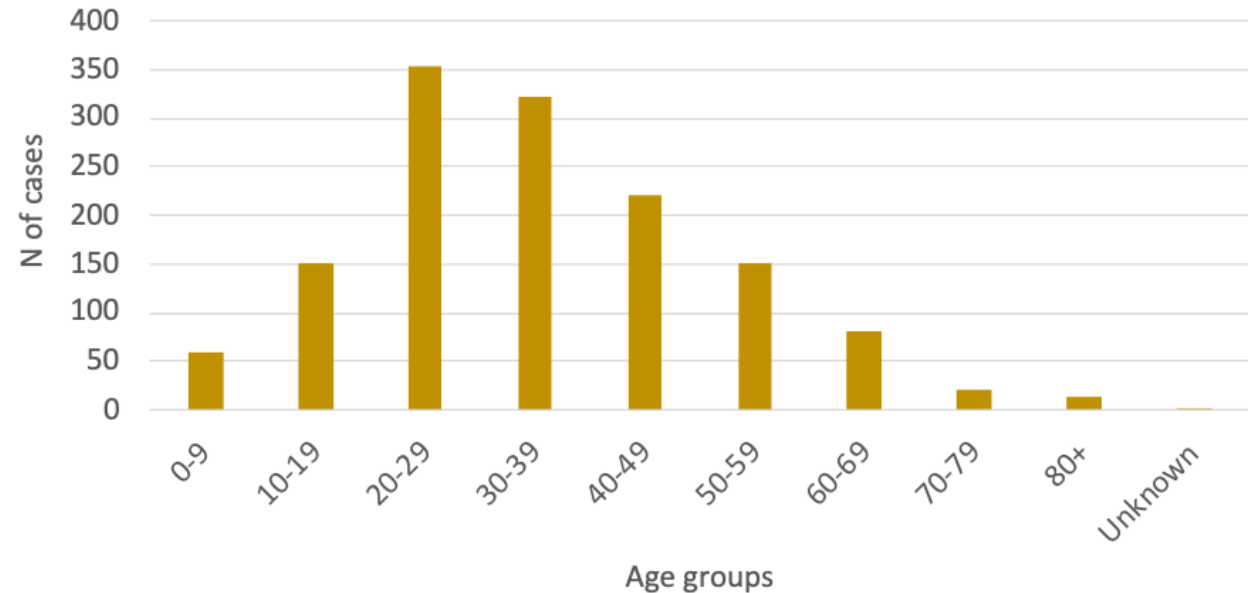
*\*Date of discharge/transfer/death included*

# Distribution of cases by sex and age groups for cases diagnosed in the last 14 days (n = 1.374)

Sex

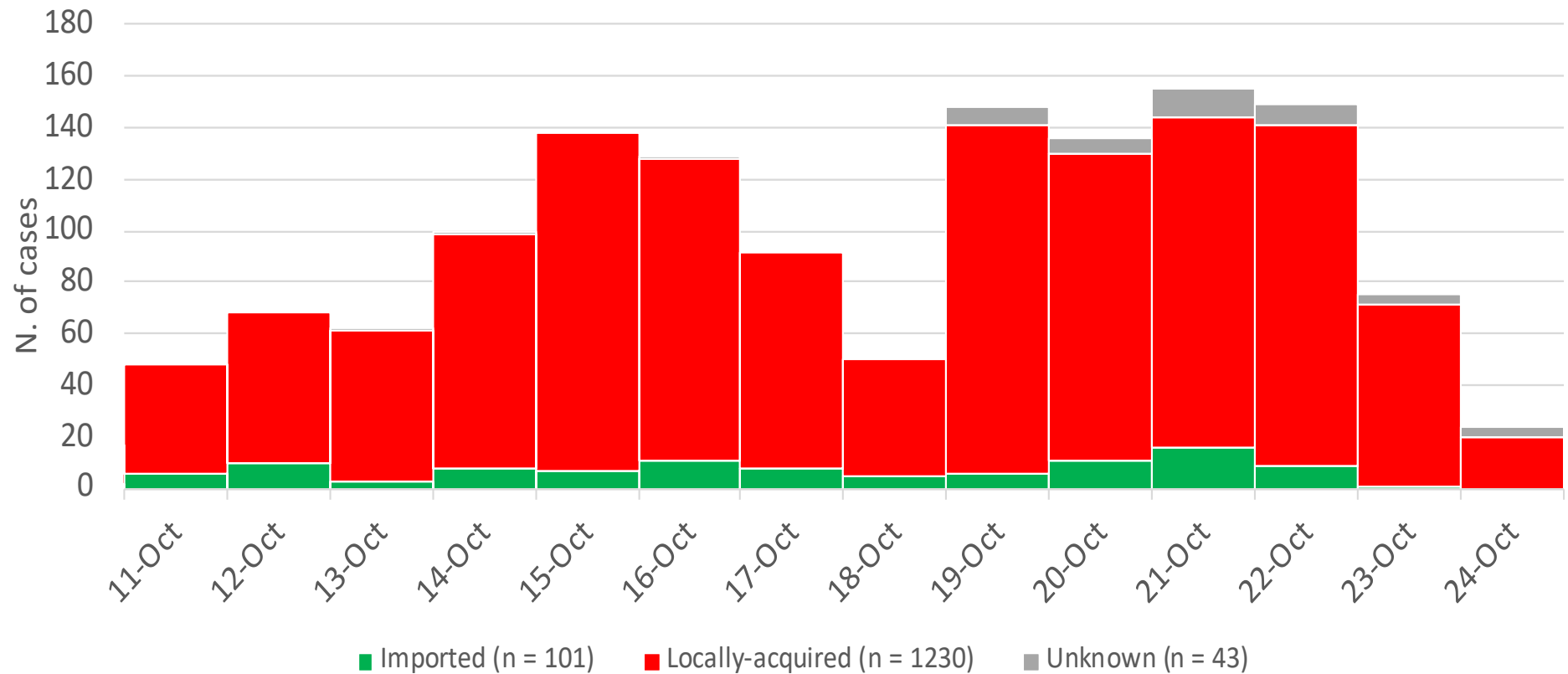


Age groups



Median age: 32 years (interquartile range: 24-46 years)

# COVID-19 cases by origin of infection and by date of sampling for the last 14 days



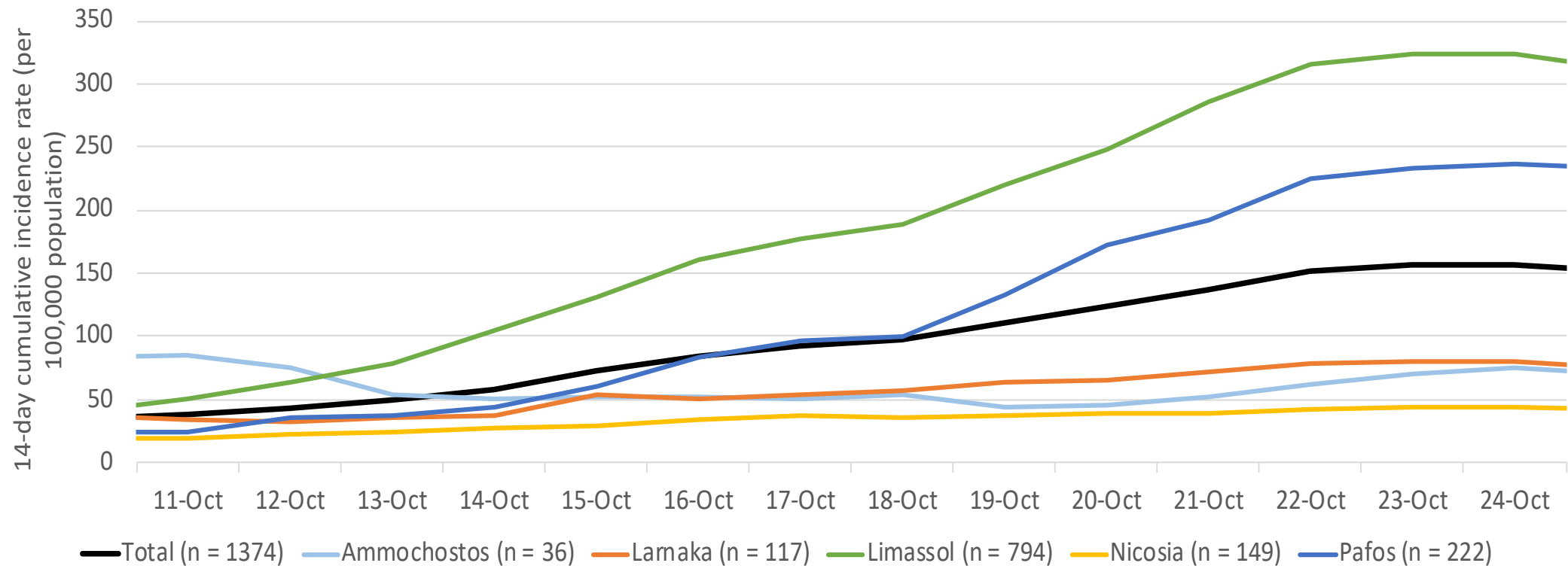


# COVID-19 cases characteristics for the last 14 days

Characteristics	Total (n = 1374)		Imported (n = 101)		Locally-acquired (n = 1230)		Unknown (n = 43)	
	N	%	N	%	N	%	N	%
Sex								
Male	710	51.7	50	49.5	634	51.5	26	60.5
Female	664	48.3	51	50.5	596	48.5	17	39.5
Age groups (years)								
0-9	59	4.3	0	0.0	59	4.8	0	0.0
10-19	151	11.0	8	7.9	140	11.4	3	7.0
20-29	354	25.8	27	26.7	317	25.8	10	23.3
30-39	322	23.4	26	25.7	286	23.3	10	23.3
40-49	220	16.0	20	19.8	191	15.5	9	20.9
50-59	150	10.9	10	9.9	135	11.0	5	11.6
60-69	81	5.9	3	3.0	73	5.9	5	11.6
70-79	22	1.6	7	6.9	14	1.1	1	2.3
80+	14	1.0	0	0.0	14	1.1	0	0.0
Unknown	1	0.1	0	0.0	1	0.1	0	0.0
Median age in years (IQR*)	32 (24-46)		34 (27-45)		32 (23-45)		36 (28-50)	
District								
Ammochostos	36	2.6	9	8.9	27	2.2	0	0.0
Larnaka	117	8.5	9	8.9	107	8.7	1	2.3
Limassol	794	57.8	40	39.6	724	58.9	30	69.8
Nicosia	149	10.8	16	15.8	127	10.3	6	14.0
Pafos	222	16.2	9	8.9	207	16.8	6	14.0
Other	56	4.1	18	17.8	38	3.1	0	0.0
Symptoms at diagnosis								
Yes	989	72.0	53	52.5	902	73.3	34	79.1
No	373	27.1	46	45.5	319	25.9	8	18.6
Unknown	12	0.9	2	2.0	9	0.7	1	2.3

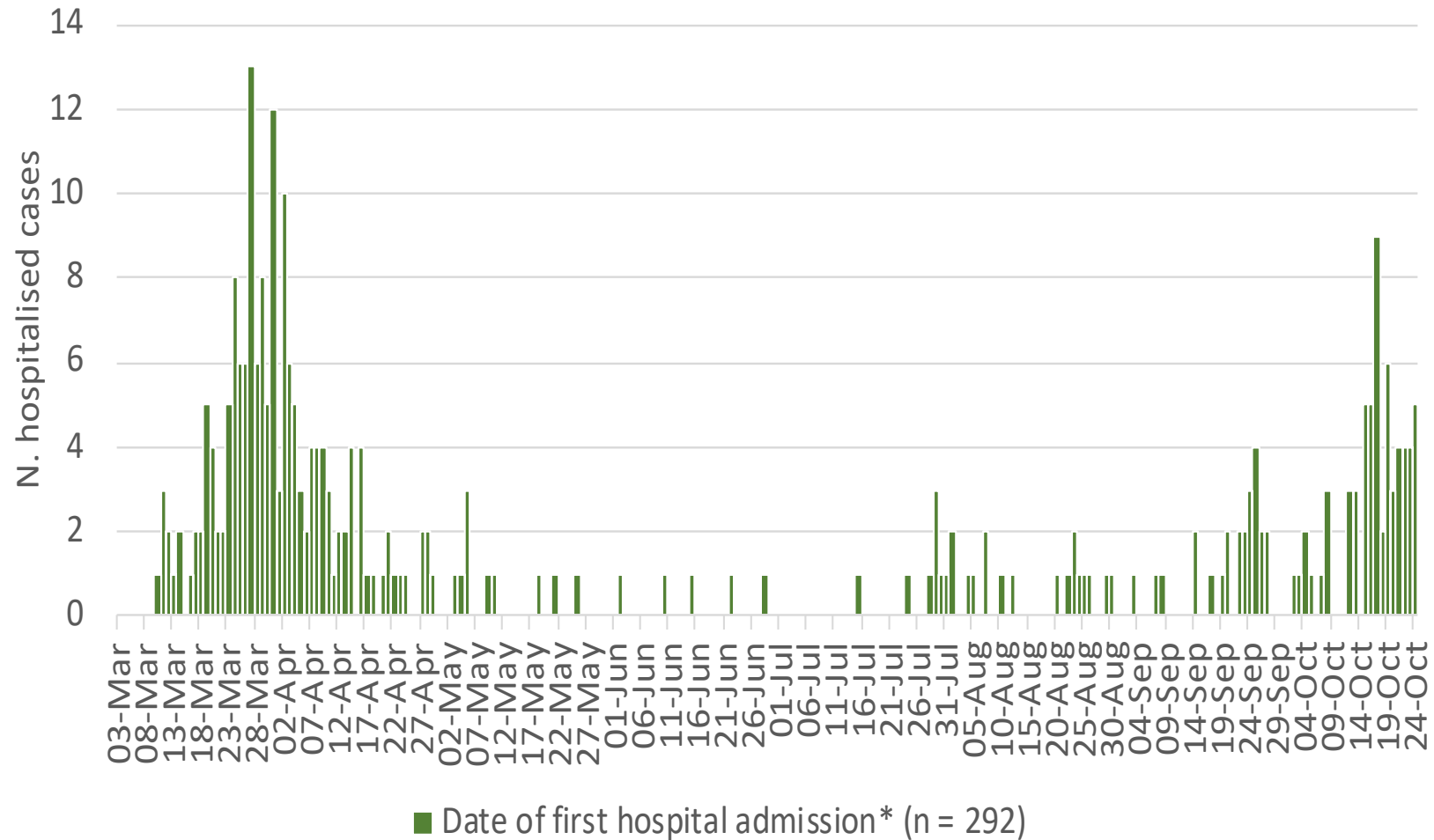
IQR: interquartile range

# COVID-19 14-day cumulative incidence rate per 100,000 population, overall and by district for the last 14 days

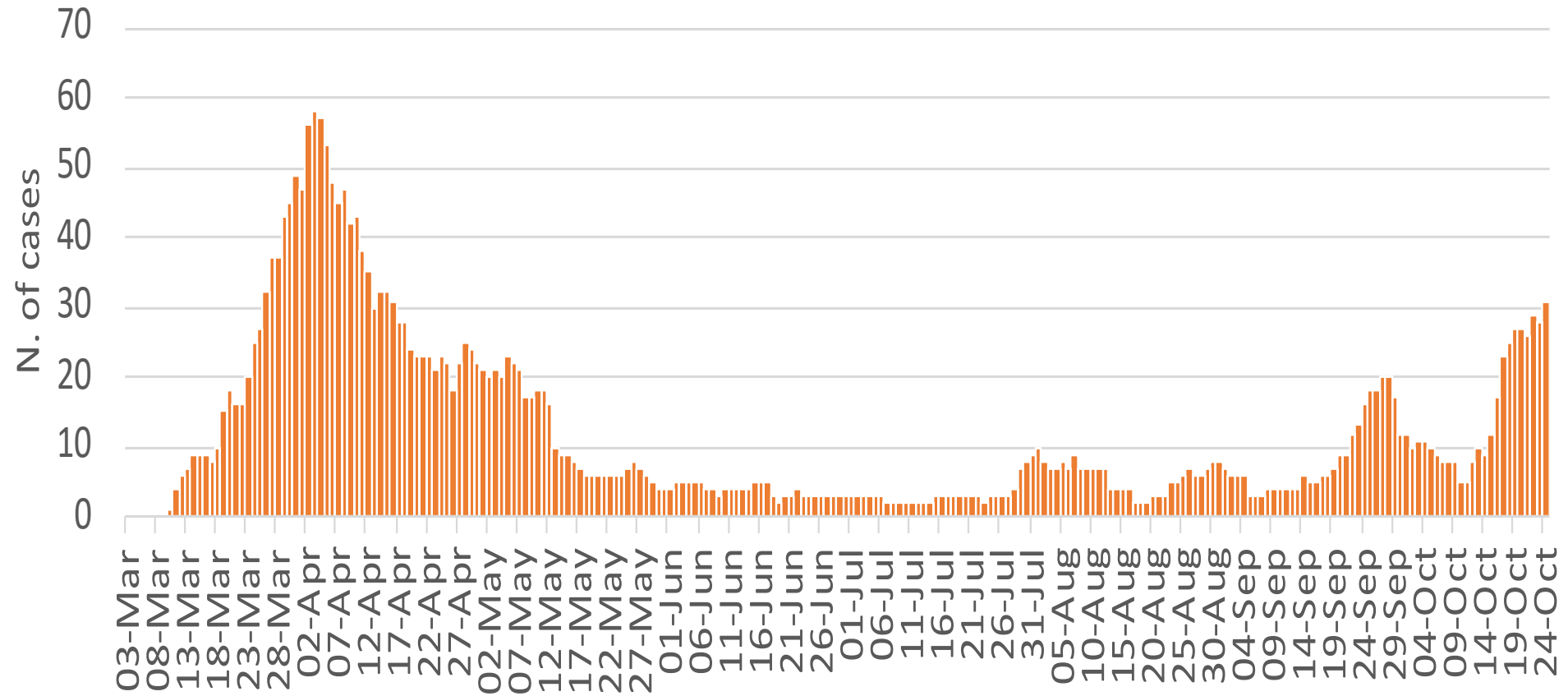


*March 23<sup>rd</sup>: 14 days since the first reported case*

# Number of cases by date of hospital admission

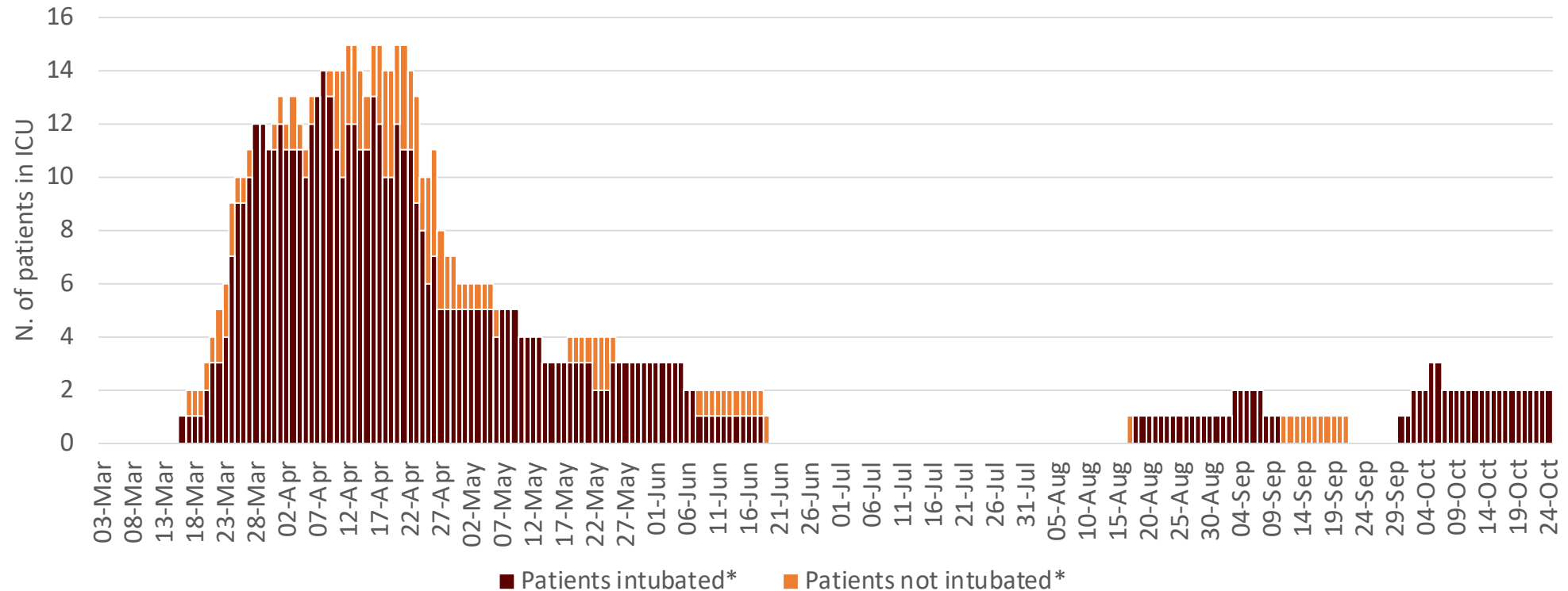


# Cases in hospital every day



# Cases in intensive care units (ICU)\*

- Total: 36 (12.3% of all ever hospitalized patients) have ever been admitted to ICU – 2 currently in ICU (October 24<sup>th</sup>)



\*Intensive care unit (ICU) refers only to the ICU in Limassol General Hospital and ICU in Nicosia General Hospital  
*Date of discharge/transfer/death included*

# Epidemiological Surveillance Unit of the Ministry of Health, Cyprus

- Contributors: Annalisa Quattrocchi, Ioannis Mamais, Valentinos Silvestros, Anna Demetriou (Health Monitoring Unit), Maria Athanasiadou (Health Monitoring Unit), Theopisti Prianou (Health Monitoring Unit), Androulla Stylianou, Sotiroula Sotiriou, Fani Theofhanous, Christos Charalambous, Ioanna Gregoriou, Maria Koliou, Georgios Nikolopoulos and Elisavet Constantinou
- Scientific Committee: Elisavet Constantinou, Constantinos Constantinou, Niki Paphitou, Georgios Nikolopoulos, Maria Koliou, George Panos, Eirini Christaki, Zoi - Dorothea Pana, Constantinos Tsioutis, Leontios Kostrikis, Peter Karayiannis, George Petrikkos, Petros Agathangelou, George Mixides