

Coronavirus Disease 2019 (COVID-19) in Cyprus

Surveillance Report as of 24/11/2020

Nicosia 27/11/2020

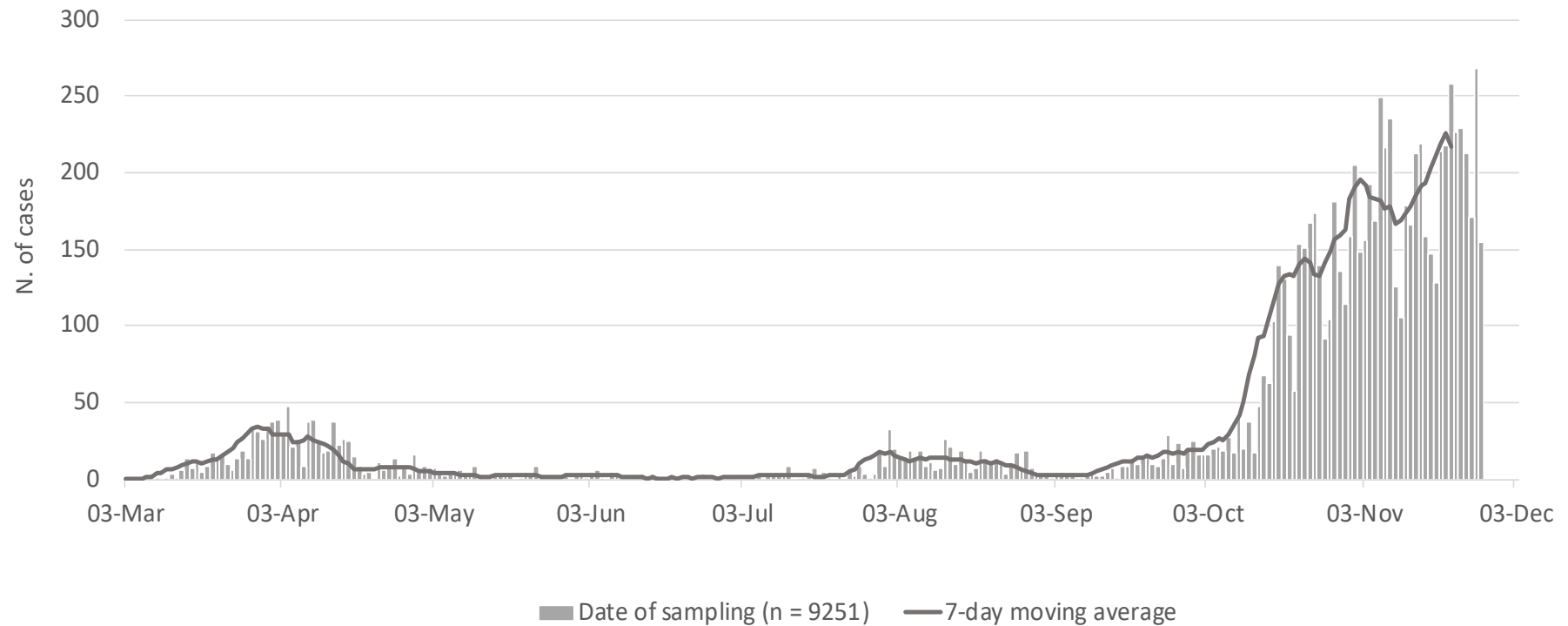
Data in brief (as of 24/11/2020)

Laboratory-confirmed cases	Locally-acquired (%)	Recovered^s (%)	Deaths (%) Mortality due to COVID-19
9,251	7,421 (80.2%)	2,057 (22.3%)	48 (0.5%) 5.5/100.000

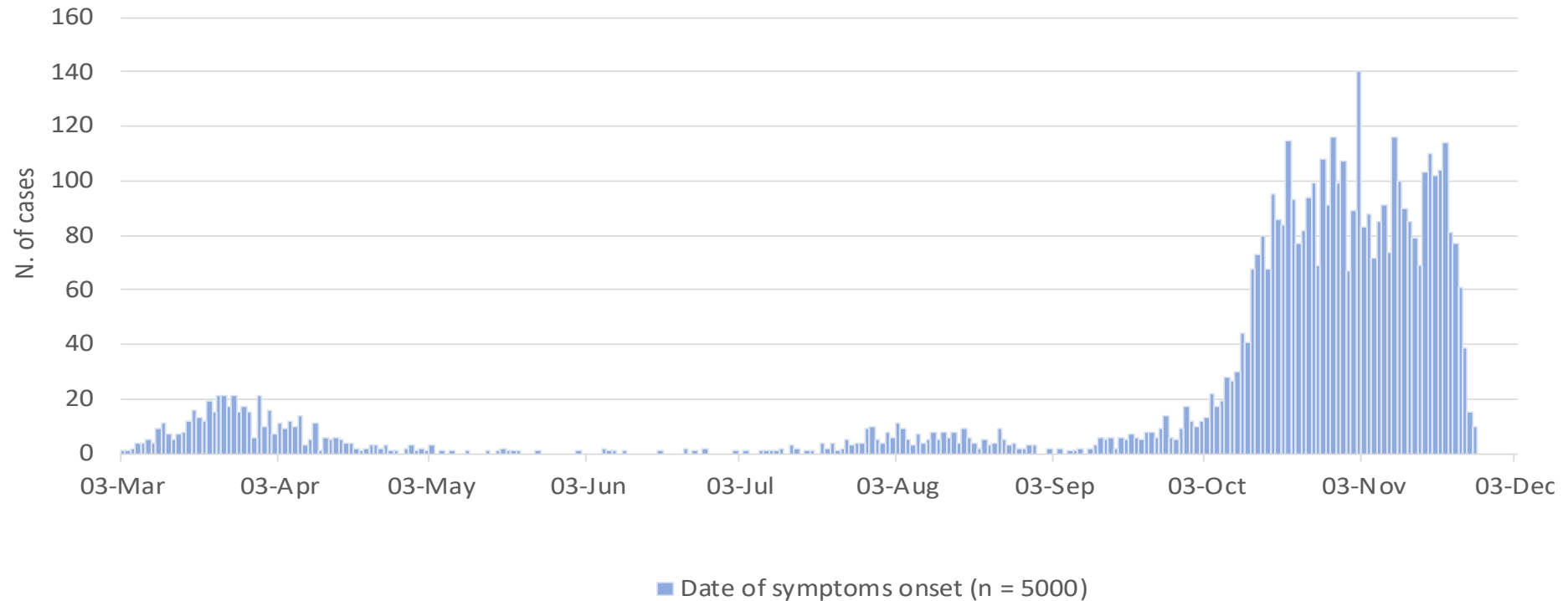
Hospital care / currently (%)	Currently in Intensive Care Unit*
550 (5.9%) / 106 (19.3%)	15

**Date of discharge/transfer/death included*

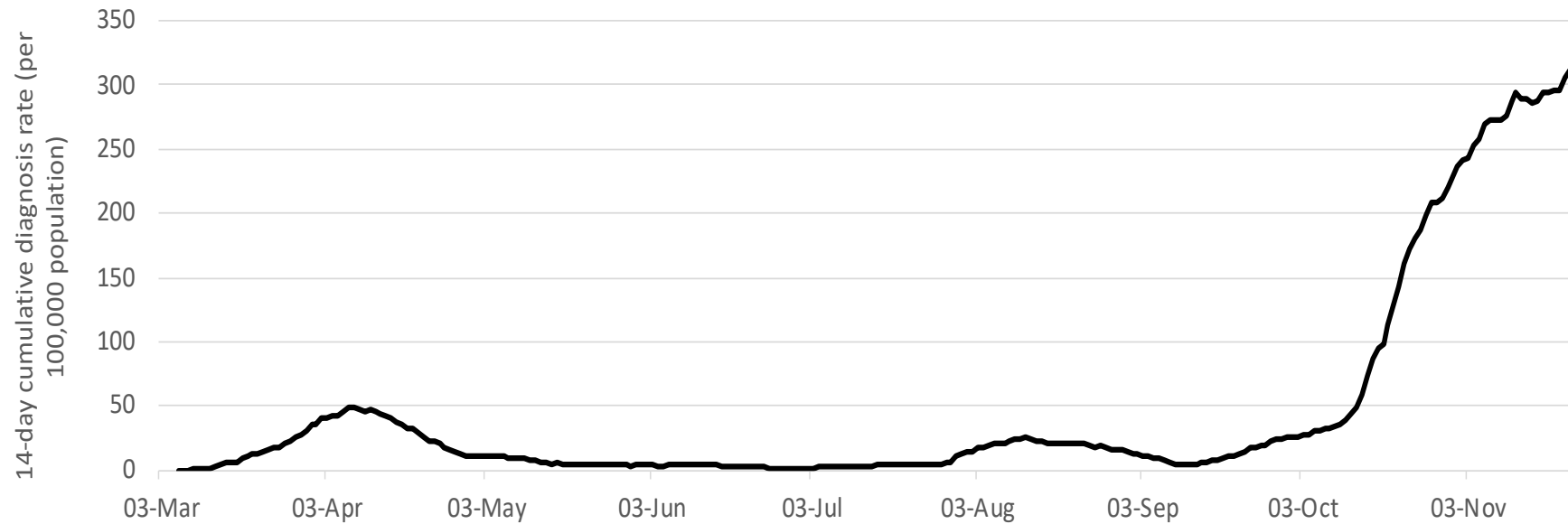
Laboratory-confirmed cases by date of sampling



Laboratory-confirmed cases by date of symptom onset



COVID-19 14-day cumulative diagnosis rate per 100,000 population (proxy of COVID-19 prevalence)



Data in brief

(Last 14 days; 11 – 24, November)

Laboratory-confirmed cases
2,817

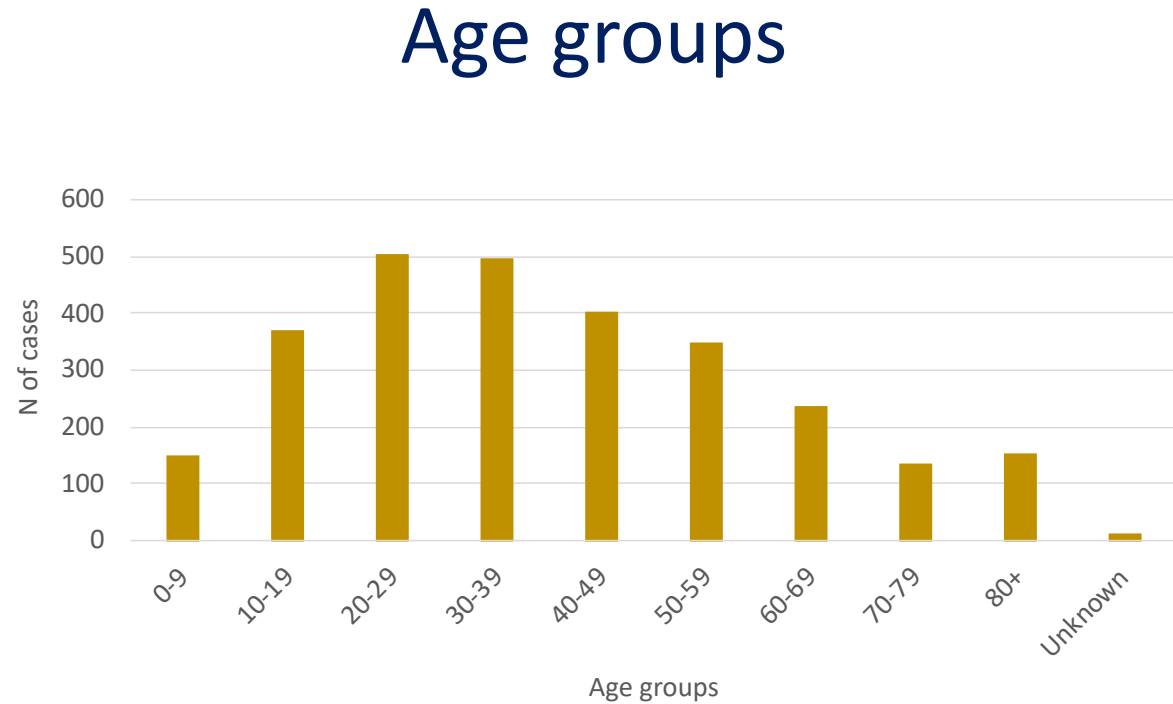
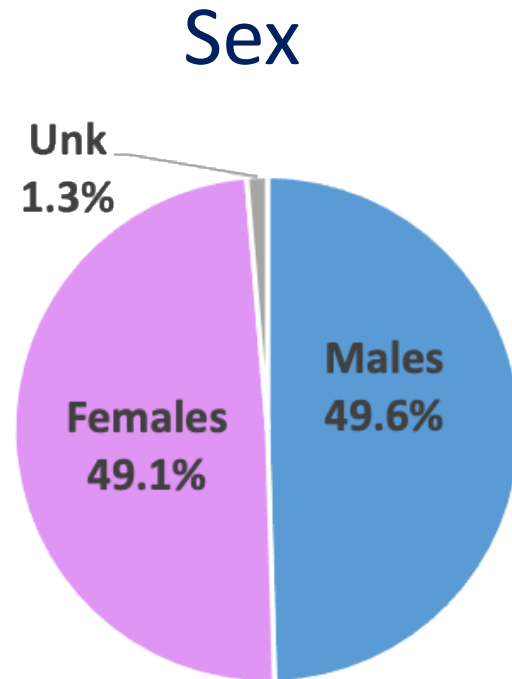
Locally-acquired (%)
2,282 (81%)

Hospital care / currently (%)
119 (4.2%) / 106 (89.1%)

Currently in Intensive Care Unit*
15

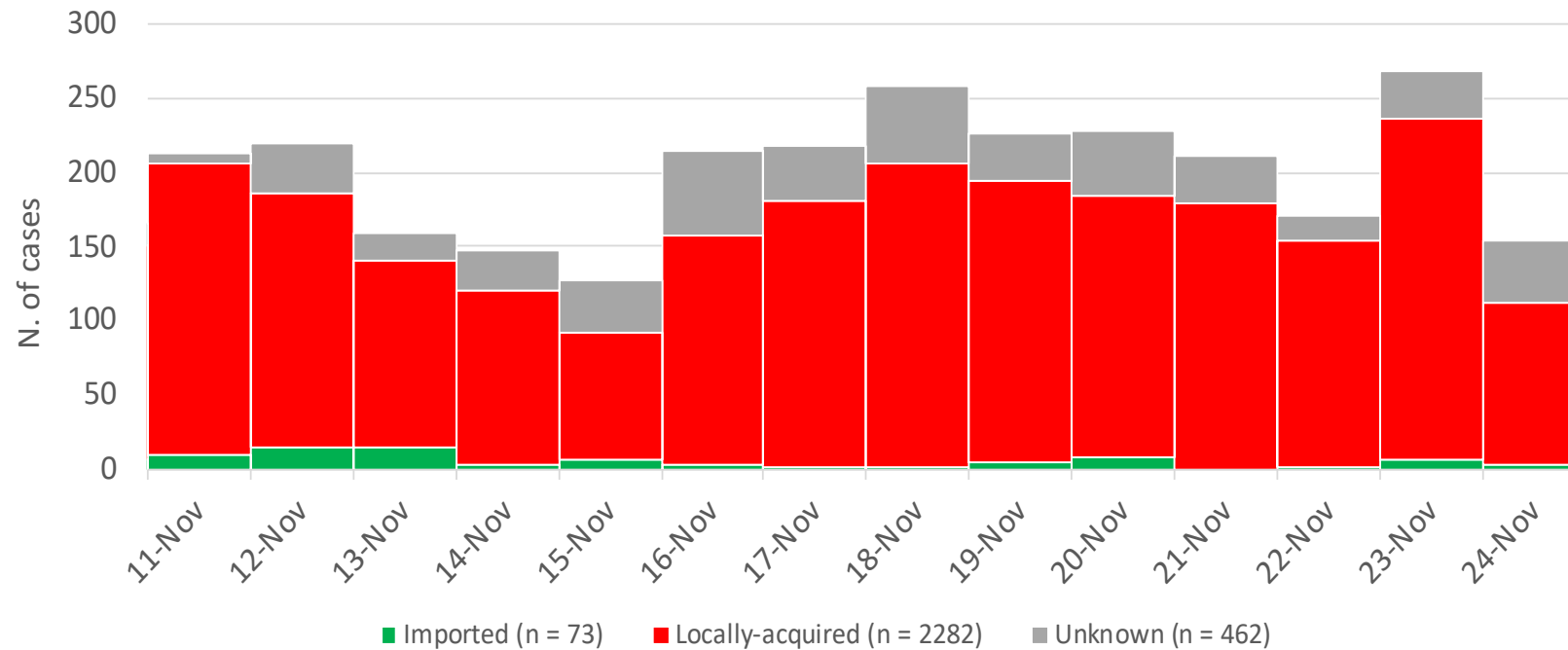
**Date of discharge/transfer/death included*

Distribution of cases by sex and age groups for cases diagnosed in the last 14 days (n = 2.817)

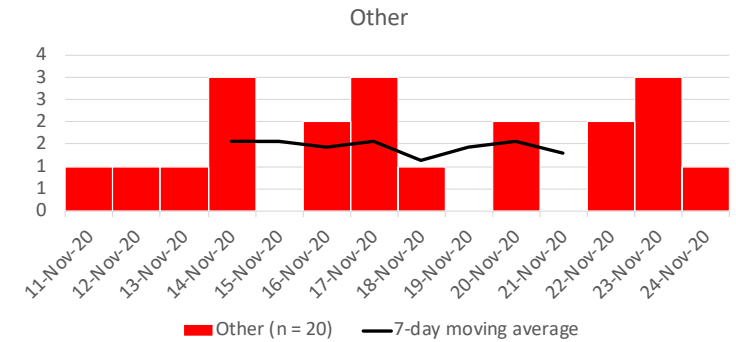
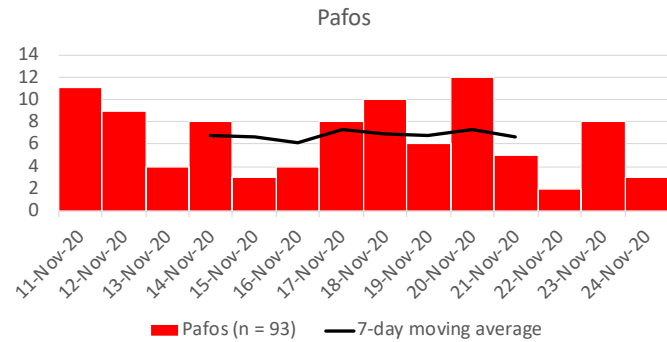
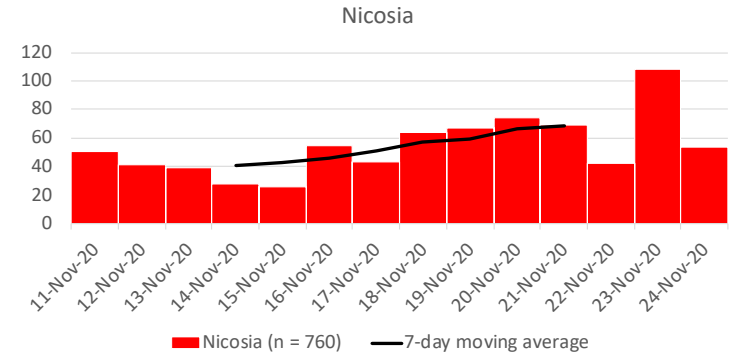
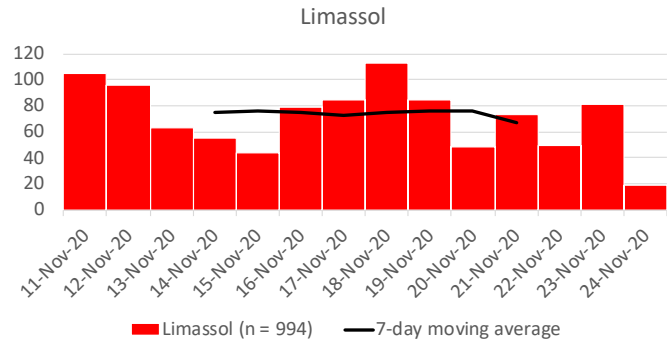
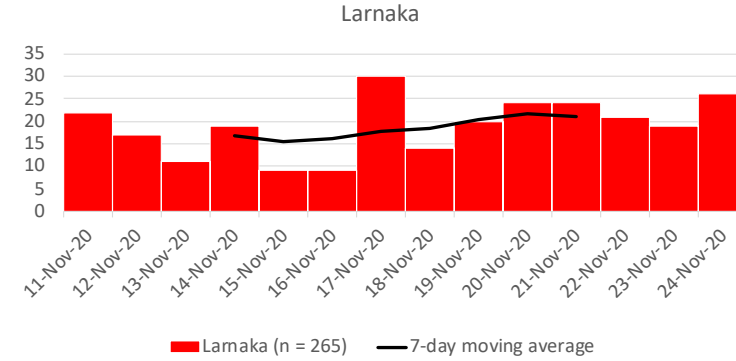
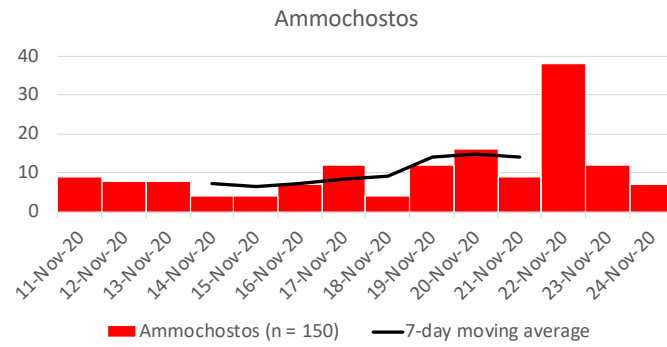


Median age: 37 years (interquartile range: 24-54 years)

COVID-19 cases by origin of infection and by date of sampling for the last 14 days



COVID-19 locally-acquired cases by date of sampling and district for the last 14 days

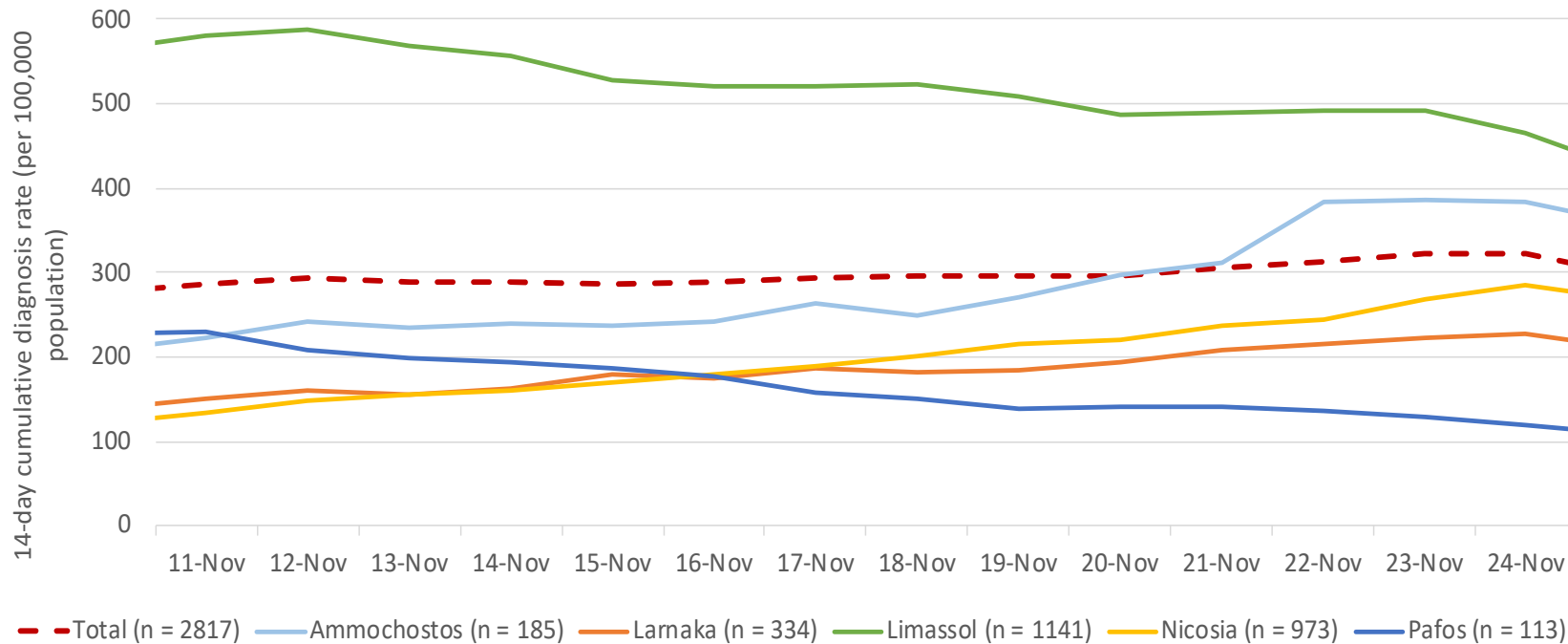


COVID-19 cases characteristics for the last 14 days

Characteristics	Total (n = 2817)		Imported (n = 73)		Locally-acquired (n = 2282)		Unknown (n = 462)	
	N	%	N	%	N	%	N	%
Sex								
Male	1396	49.6	37	50.7	1140	50.0	219	47.4
Female	1384	49.1	35	47.9	1135	49.7	214	46.3
Unknown	37	1.3	1	1.4	7	0.3	29	6.3
Age groups (years)								
0-9	150	5.3	1	1.4	130	5.7	19	4.1
10-19	370	13.1	10	13.7	308	13.5	52	11.3
20-29	505	17.9	25	34.2	390	17.1	90	19.5
30-39	497	17.6	15	20.5	404	17.7	78	16.9
40-49	405	14.4	11	15.1	340	14.9	54	11.7
50-59	350	12.4	8	11.0	294	12.9	48	10.4
60-69	236	8.4	0	0.0	202	8.9	34	7.4
70-79	135	4.8	1	1.4	112	4.9	22	4.8
80+	155	5.5	1	1.4	99	4.3	55	11.9
Unknown	14	0.5	1	1.4	3	0.1	10	2.2
Median age in years (IQR*)	37 (24-54)		30 (22-41)		37 (24-54)		38 (25-58)	
District								
Ammochostos	185	6.6	7	9.6	150	6.6	28	6.1
Larnaka	334	11.9	7	9.6	265	11.6	62	13.4
Limassol	1141	40.5	17	23.3	994	43.6	130	28.1
Nicosia	973	34.5	31	42.5	760	33.3	182	39.4
Pafos	113	4.0	8	11.0	93	4.1	12	2.6
Other	71	2.5	3	4.1	20	0.9	48	10.4
Symptoms at diagnosis								
Yes	1693	60.1	27	37.0	1460	64.0	206	44.6
No	940	33.4	37	50.7	773	33.9	130	28.1
Unknown	184	6.5	9	12.3	49	2.1	126	27.3

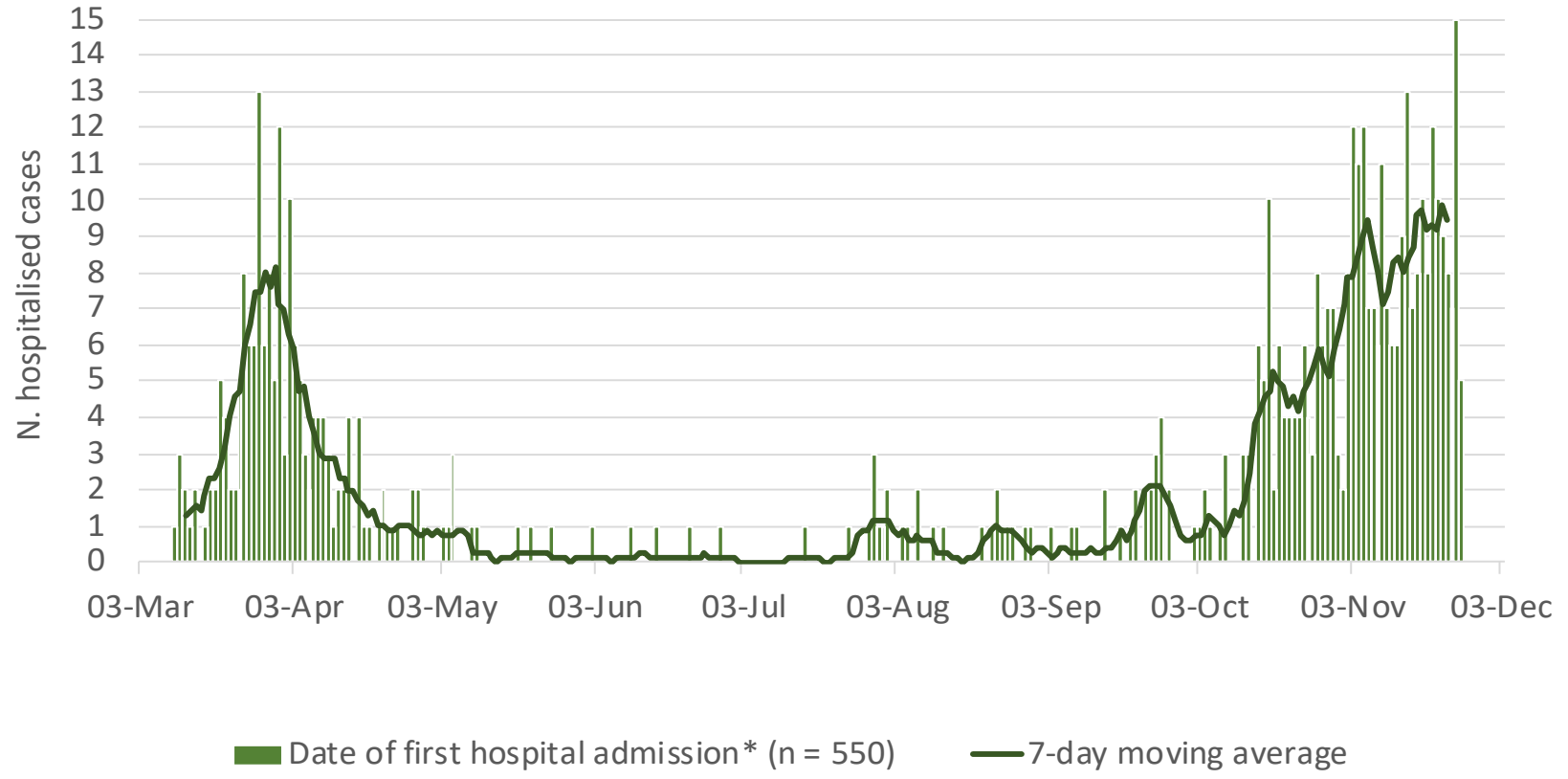
IQR: interquartile range

COVID-19 14-day cumulative diagnosis rate per 100,000 population, overall and by district for the last 14 days

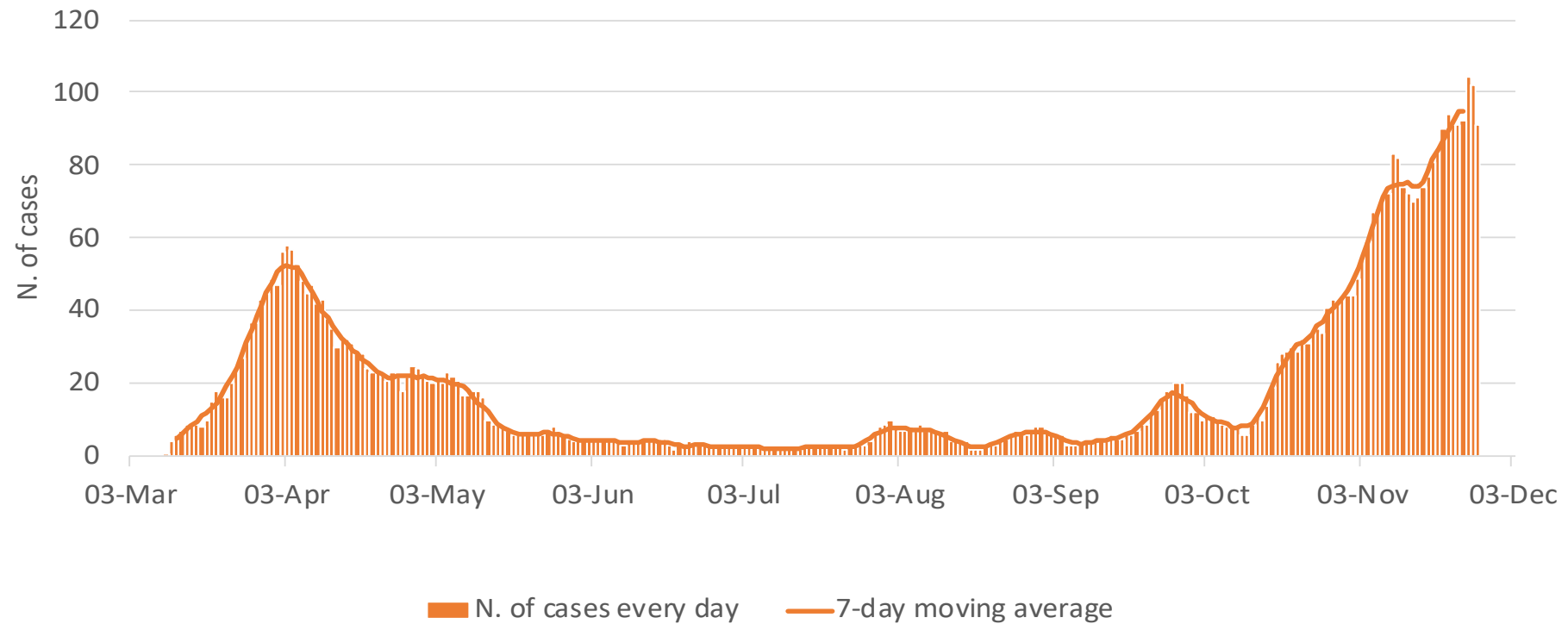


321.6	383.8	227.2	465.9	284.8	120.1
-------	-------	-------	-------	-------	-------

Number of cases by date of hospital admission

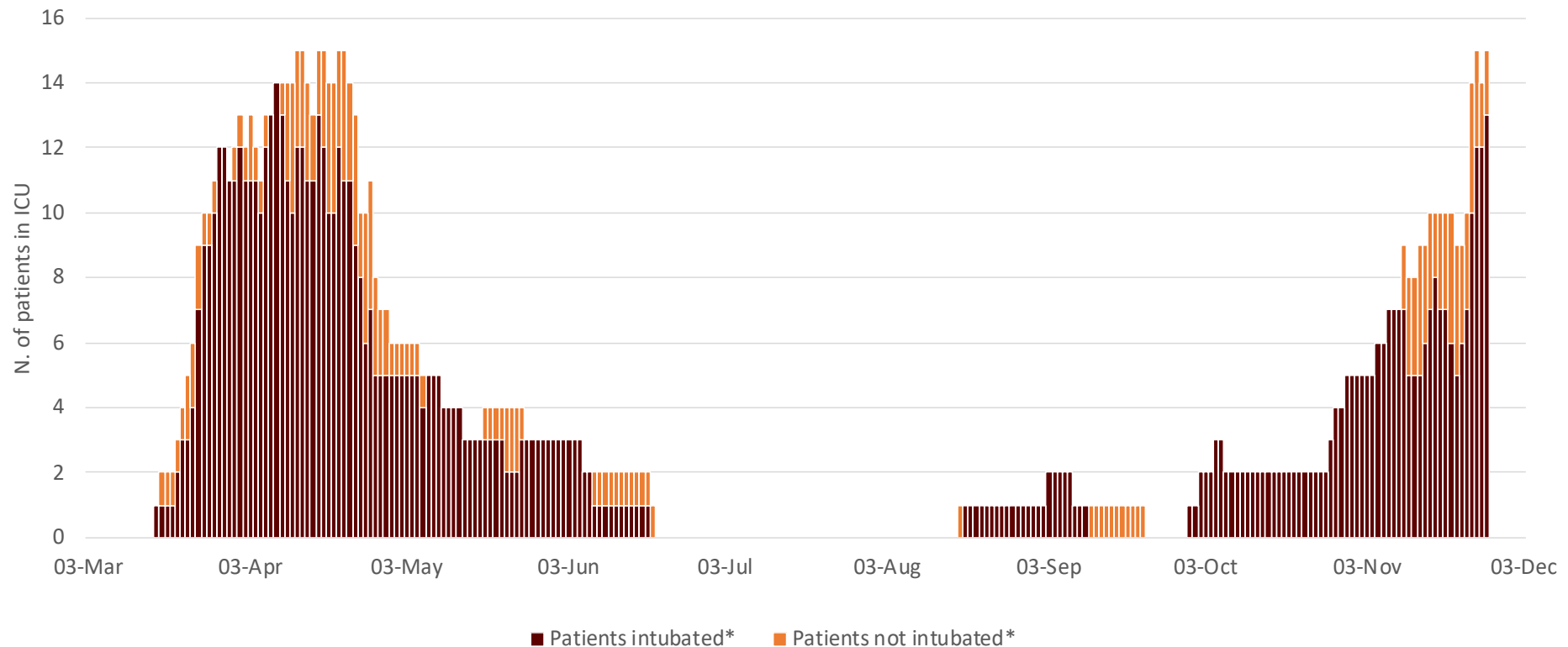


Cases in hospital every day



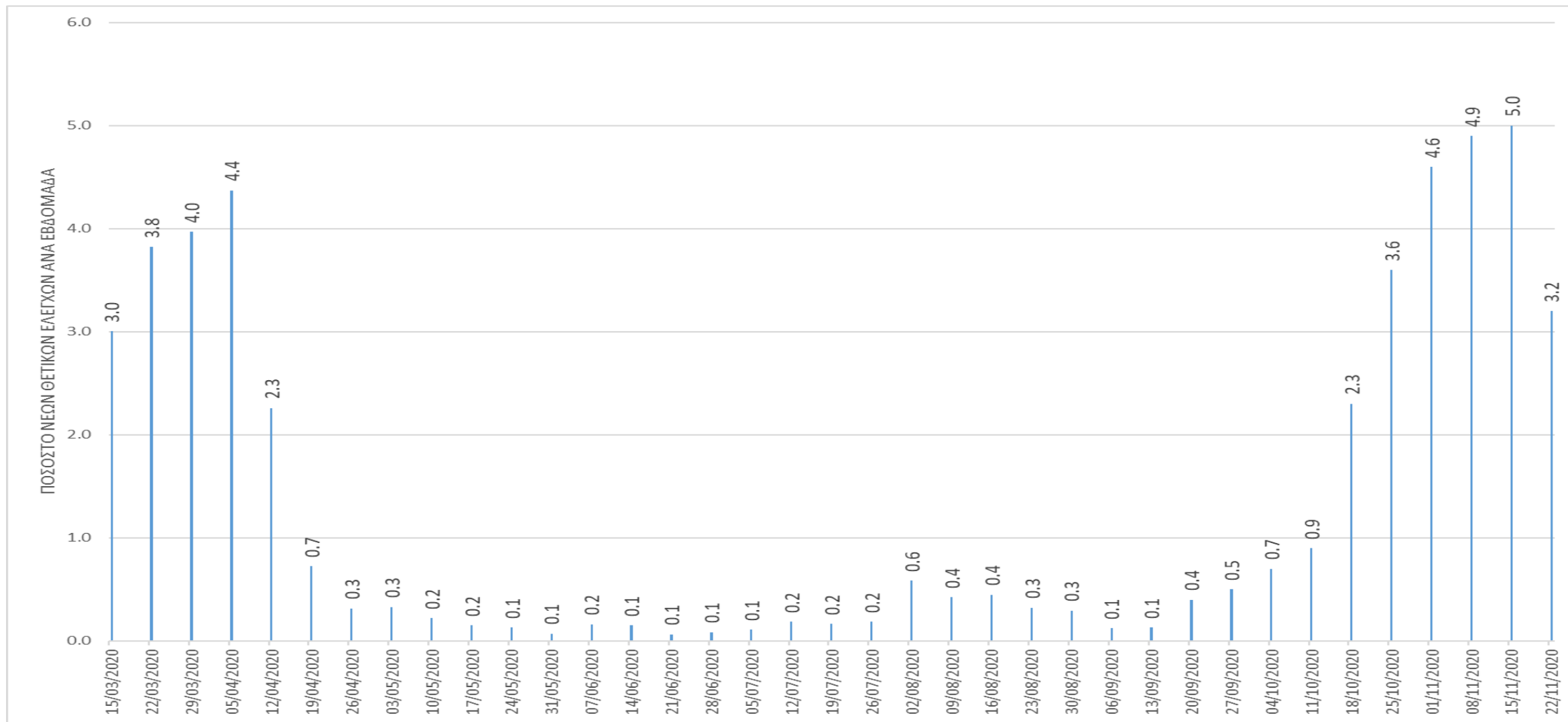
Cases in intensive care units (ICU)*

- Total: 58 (10.6% of all ever hospitalized patients) have ever been admitted to ICU – 15 currently in ICU (November 26th)



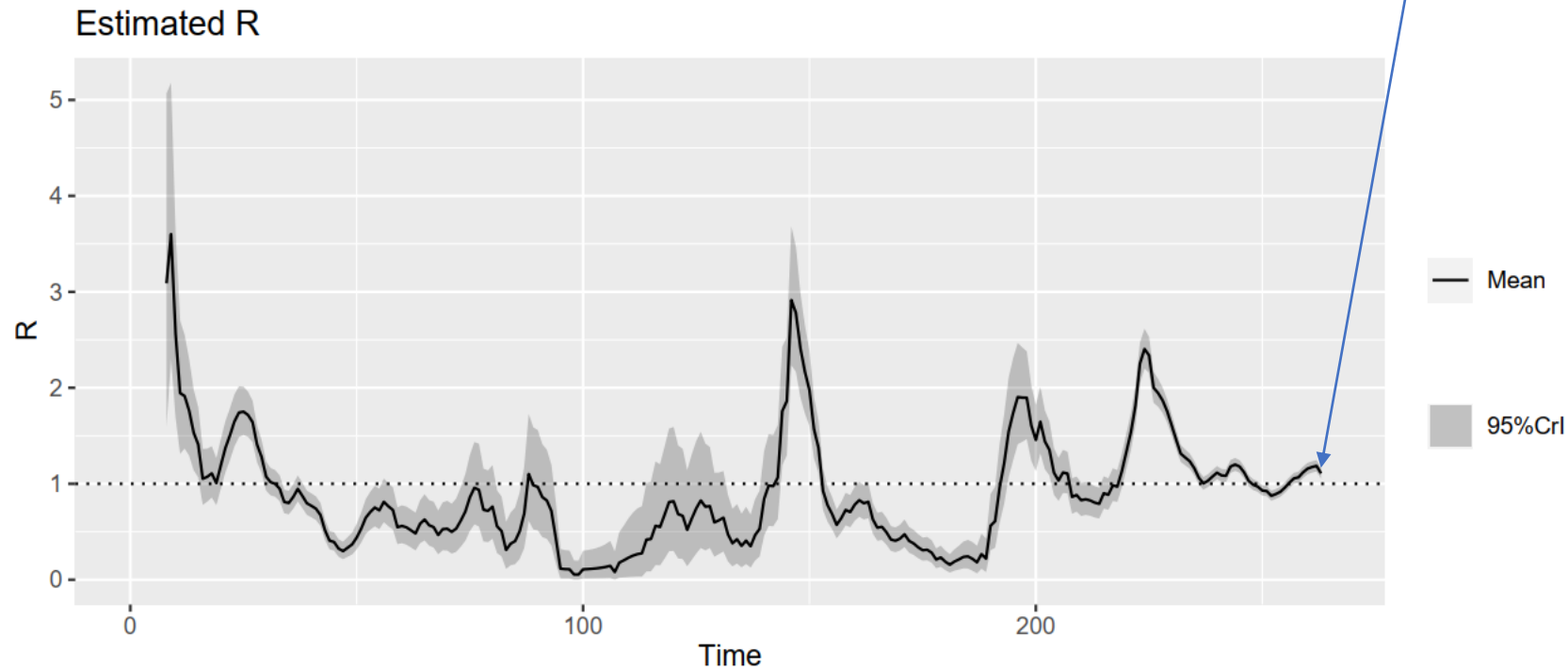
*Intensive care unit (ICU) refers only to the ICU in Limassol General Hospital and ICU in Nicosia General Hospital
Date of discharge/transfer/death included

Percentage of laboratory tests with a positive result, per week



Effective reproductive number (R_t) – Method D (locally-acquired or imported cases)

R_t 18-24 Nov: 1.11 (1.05 – 1.17)



Mathematical Modeling of COVID-19 Pandemic

Research Team

C. Nicolaides, S. Agapiou, A. Anastasiou, A. Baxevani, T. Christofides, K. Fokianos, G. Hadjigeorgiou, G. Nikolopoulos, E. Constantinou

Laboratory tests for SARS-CoV-2

Research Team

- Epidemiological Surveillance Unit, Ministry of Health
- Contributors: Christiana Dimitriou, Christos Charalambous, Ourania Kolokotroni, Alexandros Heraclidis, Ioanna Gregoriou, Olga Kalakouta, Georgios Nikolopoulos

Epidemiological Surveillance Unit of the Ministry of Health, Cyprus

- Contributors: Annalisa Quattrocchi, Ioannis Mamais, Valentinos Silvestros, Anna Demetriou (Health Monitoring Unit), Maria Athanasiadou (Health Monitoring Unit), Theopisti Prianou (Health Monitoring Unit), Androulla Stylianou, Sotiroula Sotiriou, Fani Theofhanous, Christos Charalambous, Ioanna Gregoriou, Maria Koliou, Olga Kalakouta, Georgios Nikolopoulos
- Scientific Committee: Constantinos Constantinou, Niki Paphitou, Georgios Nikolopoulos, Maria Koliou, George Panos, Eirini Christaki, Zoi - Dorothea Pana, Constantinos Tsioutis, Leontios Kostrikis, Peter Karayiannis, George Petrikkos, Petros Agathangelou, George Mixides