



# **Coronavirus Disease 2019 (COVID-19)**

## **National Surveillance Report as of 24/09/2021**

Date of publication: 01/10/2021

Produced by the Epidemiological Surveillance Unit of the Ministry of Health

Contributors: Annalisa Quattrocchi, Ioannis Mamais, Valentinos Silvestros, Anna Demetriou (Health Monitoring Unit), Maria Athanasiadou (Health Monitoring Unit), Theopisti Kyprianou (Health Monitoring Unit), Androulla Stylianou, Sotiroula Sotiriou, Fani Theofhanous, Christos Charalambous, Ioanna Gregoriou, Maria Koliou, Olga Kalakouta, Georgios Nikolopoulos

Scientific Committee: Constantinos Constantinou, Niki Paphitou, Georgios Nikolopoulos, Maria Koliou, George Panos, Eirini Christaki, Zoi – Dorothea Pana, Constantinos Tsioutis, Christos Petrou, Peter Karayiannis, George Petrikkos, Petros Agathangelou, Constantinos Phellas, George Mixides

Suggested citation: Epidemiological Surveillance Unit of the Ministry of Health, Cyprus. National Situation Report. Coronavirus Disease 2019 (COVID-19), 01 October 2021.



## Summary

- As of September 24<sup>th</sup>, 2021, 119,072 COVID-19 cases have been diagnosed, of which 552 died due to COVID-19 (case fatality risk: 0.5%).
- In the last 14 days (11 – 24 September, 2021), 1,606 cases were diagnosed. The 14-day cumulative diagnosis rate is 180.9 per 100,000 population.
  - The median age was 34 years (IQR: 18-48 years); sex information was available for 1,603 (99.8%) cases, of which, 50.5% were females (n = 809), and 49.5% males (n = 794).
  - By place of exposure, information was available for 1,575 (98.1%) cases, of which 10.2% (n = 161) were imported and 89.8% (n = 1,414) were locally-acquired.
- As of September 26<sup>th</sup>, 2021, 84 people were still hospitalized (currently notified and among those diagnosed till September 24<sup>th</sup>). The median age of patients still hospitalized due to COVID-19 (n = 84, including those discharged on that day) is 59 years (IQR: 52-73 years), 52.4% (n = 44) are males, and 30.8% (n = 24 out of 78 with information on district) are from Limassol district. Thirty-six cases (60%) still hospitalised have comorbidities (out of 60 with available information).
- Of 15 cases in intensive care units (ICU), who are currently notified and diagnosed till September 24<sup>th</sup>, all are intubated. The median age of current ICU patients is 58 (IQR: 54-74) years and 9 (60%) are males.
- Over the last 14 days, 76,191 RT PCR and 677,041 rapid antigen tests have been performed (8,580.1 RT PCR and 76,243.4 rapid antigen tests per 100,000 population).

## Epidemiological surveillance in the Republic of Cyprus

Analyses are based on laboratory-confirmed cases notified to the Epidemiological Surveillance Unit of the Ministry of Health.

As of September 24<sup>th</sup>, 2021, 119,072 cases of coronavirus disease 2019 (COVID-19) have been diagnosed (laboratory-confirmed) (Figure 1, 2 and 3).

In the last 14 days (11 – 24 September, 2021), 1,606 cases have been diagnosed. The 14-day cumulative diagnosis rate of COVID-19 (per 100,000 population)<sup>1</sup>, a measure which reflects the number of active COVID-19 cases in the population (prevalence)<sup>2</sup>, is 180.9 per 100,000 population (Figure 3).

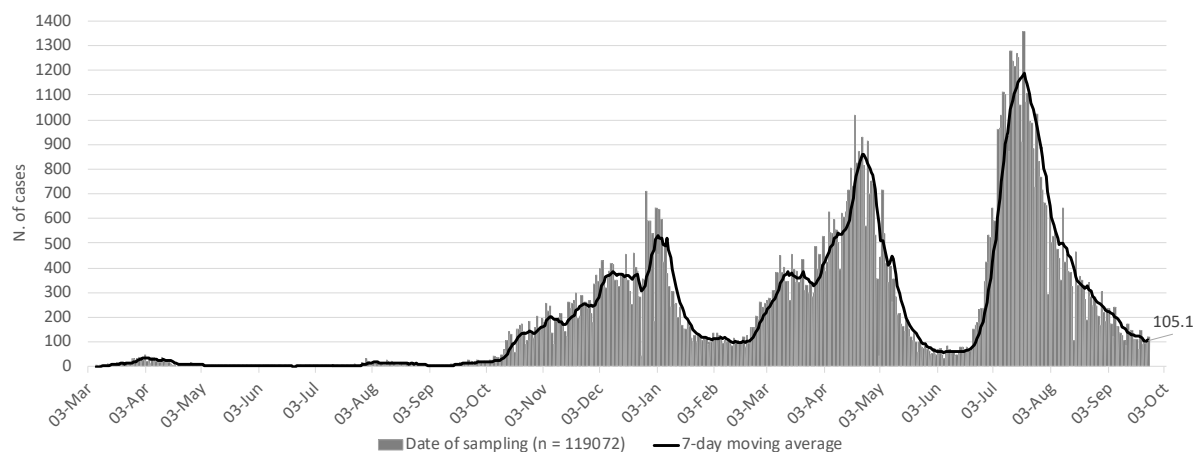


Figure 1: Number and 7-day moving average (last moving average on September 24<sup>th</sup>, 2021, is shown on the graph) of laboratory-confirmed COVID-19 cases in the Republic of Cyprus since 03/03/2020 by date of sample collection\*.

\* when date of sample collection was not available, laboratory result date or hospitalisation date was used.

<sup>1</sup>Population denominator for end of year 2019, available at [https://www.mof.gov.cy/mof/cystat/statistics.nsf/populationcondition\\_21main\\_en/populationcondition\\_21main\\_en?OpenForm&sub=1&sel=4](https://www.mof.gov.cy/mof/cystat/statistics.nsf/populationcondition_21main_en/populationcondition_21main_en?OpenForm&sub=1&sel=4)

<sup>2</sup>Coronavirus disease 2019 (COVID-19) pandemic: increased transmission in the EU/EEA and the UK – seventh update, 25 March 2020. Stockholm: ECDC; 2020. <https://www.ecdc.europa.eu/sites/default/files/documents/RRA-seventh-update-Outbreak-of-coronavirus-disease-COVID-19.pdf>

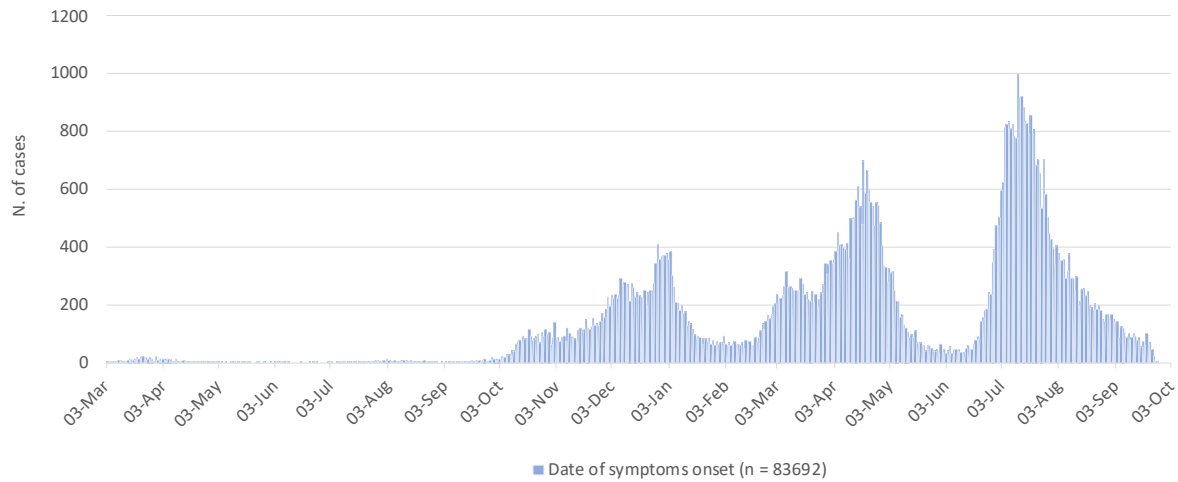


Figure 2: Number of laboratory-confirmed COVID-19 cases in the Republic of Cyprus since 03/03/2020 by date of symptoms onset.

**Recent data should be interpreted with caution due to the possibility that cases with date of onset within the reporting period have not yet been diagnosed.**

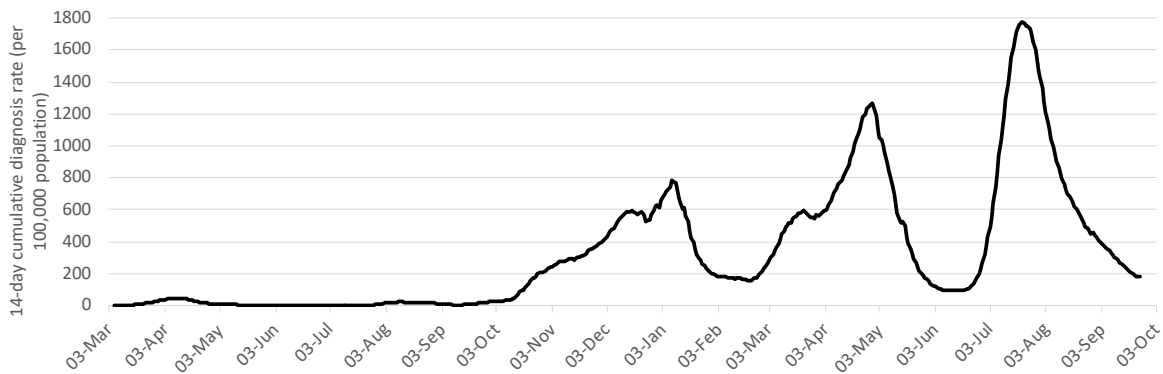


Figure 3: COVID-19 14-day cumulative diagnosis rate per 100,000 population (proxy of COVID-19 prevalence).



## Characteristics of cases diagnosed in the last 14 days

### Age, sex, and place of residence

Among 1,606 cases diagnosed since September 11<sup>th</sup>, 2021, sex information was available for 1,603 (99.8%) cases, of which, 50.5% were females (n = 809), and 49.5% males (n = 794).

By age group, cases included 428 infants, children and adolescents aged 0-19 years-old (26.6%), 976 adults aged 20-59 years (60.8%), and 202 persons aged 60 years and older (12.6%). Figure 4 shows the number of cases by 10-year age band and sex. The median age of all cases diagnosed in the last 14 days is 34 years (IQR: 18-48 years). The median age of adult cases ( $\geq 18$  years) is 40 years (IQR: 30-53 years). The 14-day cumulative diagnosis rate (per 100,000 population) by age group is shown in figure A1 in the Appendix.

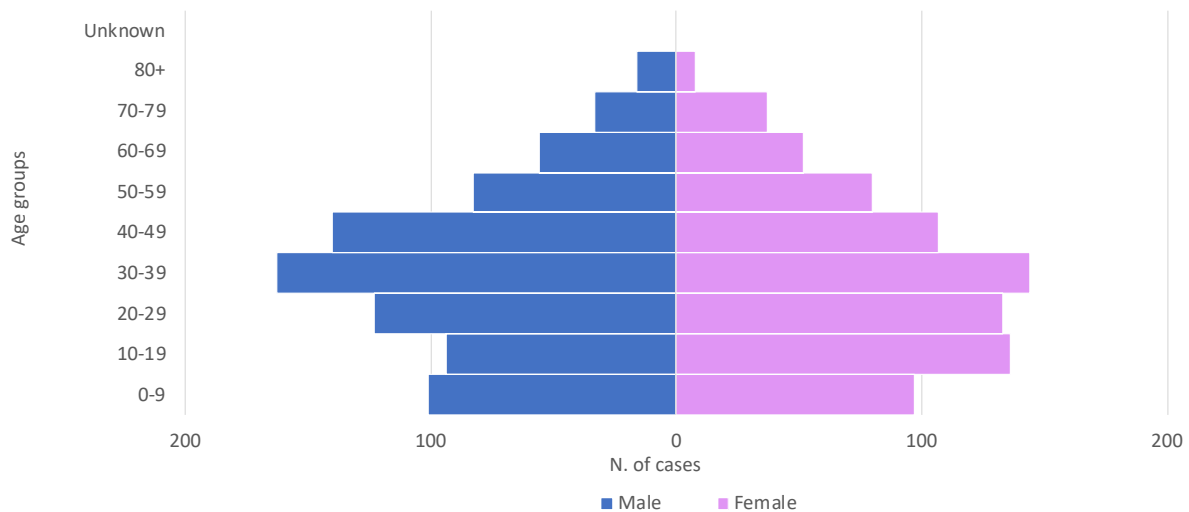


Figure 4: Laboratory-confirmed COVID-19 cases in the Republic of Cyprus, diagnosed in the last 14 days, by age group and sex (including only cases with sex information available).

Among all cases diagnosed in the last 14 days, district information was available for 1,562 (97.3%) cases, of which 528 (33.8%) were reported in Limassol district, 323 (20.7%) in Nicosia, 319 (20.4%) in Larnaka, 197 (12.6%) in Ammochostos, 188 (12%) in Pafos, and 7 (0.5%) were reported either in the British bases or had a residence abroad. Figure A2 in the Appendix shows the 14-day cumulative diagnosis rate (per 100,000 population) by district.



### Epidemiological link

In the last 14 days (11 – 24 September, 2021), epidemiological link information was available for 1,575 (98.1%) cases, of which 10.2% (n = 161) were imported and 89.8% (n = 1,414) were locally-acquired.

### Clinical features

In the last 14 days (11 – 24 September, 2021), information was available for 1,266 (78.8%) cases of which 9.1% (n = 115) reported no symptoms and 90.9% (n = 1,151) reported at least one symptom.

### Pre-existing conditions

In the last 14 days (11 – 24 September, 2021), information was available for 1,056 cases (65.8%) of which 206 cases (19.5%) reported at least one comorbidity.



## Deaths

Among cases diagnosed until September 24<sup>th</sup> 2021, 552 COVID-19 associated deaths were reported in the Republic of Cyprus until September 26<sup>th</sup>, 2021 (Case Fatality Risk - CFR: 0.5%).

The COVID-19 associated mortality is 62.2 per 100,000 population.

Deaths occurred in 350 men (63.4%) and 202 (36.6%) women; the median age of all COVID-19 associated deaths was 78 years (IQR: 69-86 years). By district of residence, deceased cases were 201 (36.4%) from Limassol, 173 (31.3%) from Nicosia, 104 (18.8%) from Larnaka, 36 (6.5%) from Pafos, 30 (5.4%) from Ammochostos, six deaths (1.1%) occurred among cases for which district information was not available and two (0.4%) deaths were reported among cases who had a residence abroad.

The median time from date of sampling to death (due to COVID-19) was 14 days (IQR: 8-23 days).

Figure 5a reports the number of COVID-19 associated deaths by date.

Among cases diagnosed until September 24<sup>th</sup> 2021, 636 COVID-19 associated deaths were reported in the Republic of Cyprus until September 26<sup>th</sup>, 2021 (CFR: 0.5%).

The mortality (all-causes) for people with COVID-19 is 71.6 per 100,000 population.

Deaths occurred in 406 men (63.8%) and 230 (36.2%) women; the median age of all deaths was 78 years (IQR: 69-86 years). By district of residence, deceased cases were 235 (37%) from Limassol, 197 (31%) from Nicosia, 119 (18.7%) from Larnaka, 44 (6.9%) from Pafos, 33 (5.2%) from Ammochostos, six deaths (0.9%) occurred among cases for which district information was not available, and two (0.3%) deaths were reported among cases who had a residence abroad.

The median time from date of sampling to death (all-causes) was 14 days (IQR: 7-23 days).

Figure 5b reports the number of all deaths among people with COVID-19 by date.

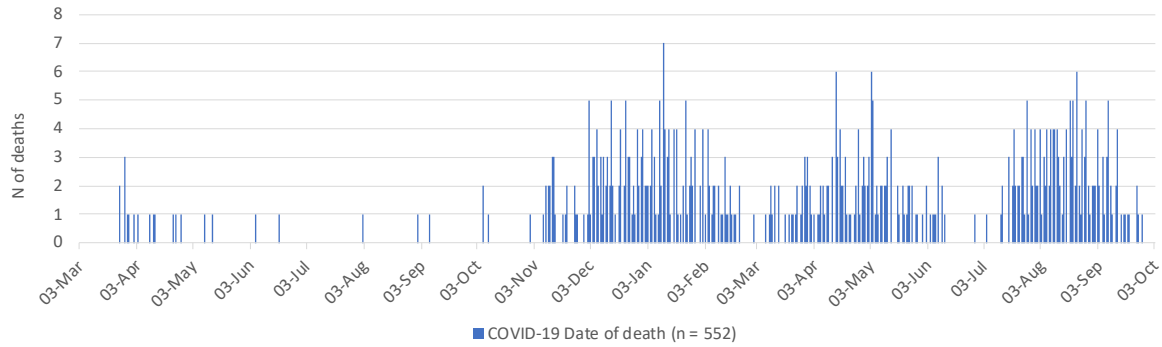


Figure 5a: Number of COVID-19 associated deaths in the Republic of Cyprus by date of death.

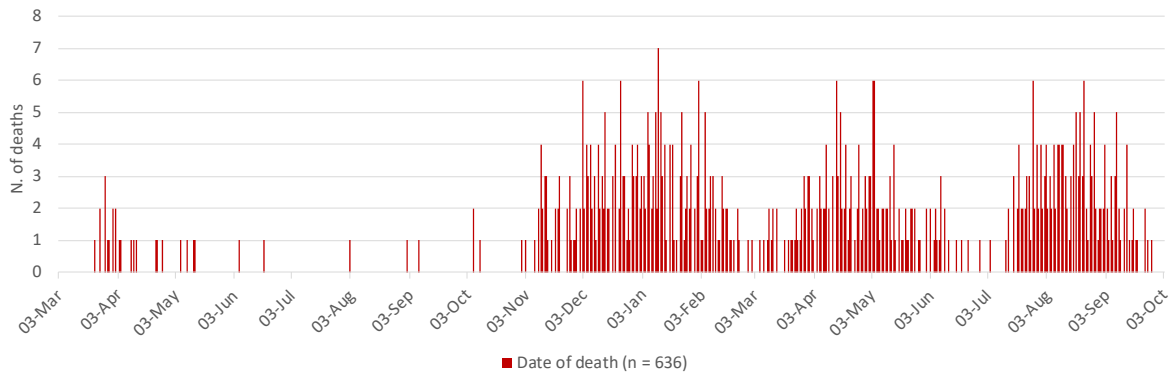


Figure 5b: Number of deaths (all causes) among COVID-19 cases in the Republic of Cyprus by date of death.



## Hospitalization and intensive care unit (ICU<sup>3</sup>) admissions<sup>4</sup>

In total, 4.7% (n = 5,578) of people with COVID-19 received hospital care, as of September 26<sup>th</sup>, 2021. The median age of hospitalized patients was 60 years (IQR: 47-72 years). Excluding 6 cases (0.1%) for which sex information is not available, hospitalized cases were mainly males (n = 3,154; 56.6%).

The median age of patients diagnosed till September 24<sup>th</sup> and still hospitalized, due to COVID-19, as of September 26<sup>th</sup>, 2021 (n = 84, including those discharged on that day) is 59 years (IQR: 52-73 years), 52.4% (n = 44) are males, and 30.8% (n = 24 out of 78 with information on district) are from Limassol district. Thirty-six cases (60%) still hospitalised have comorbidities (out of 60 with available information).

Figure 6a shows the total number of first hospital admissions by date.

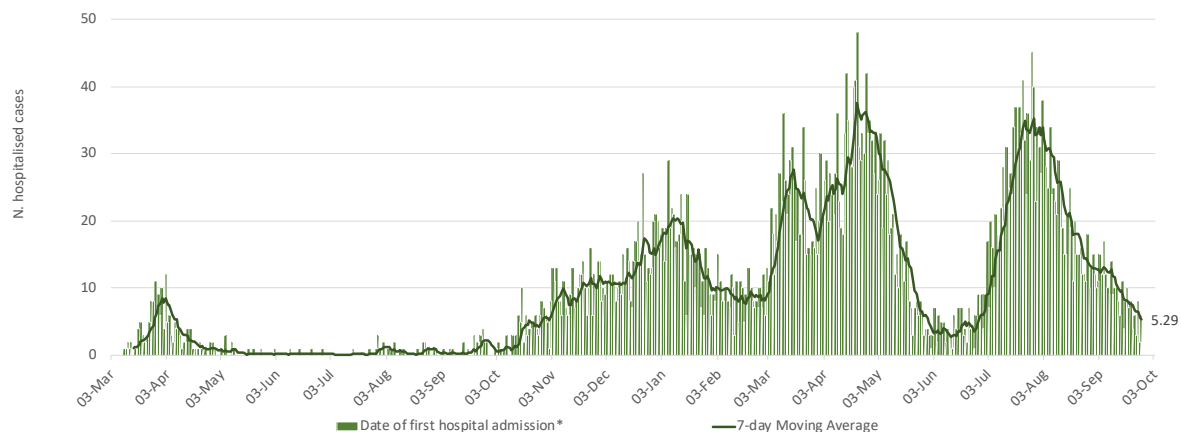


Figure 6a: Number and 7-day moving average (last moving average on September 26<sup>th</sup>, 2021 is shown on the graph) of laboratory-confirmed COVID-19 cases by date of first hospital admission.

*\*Date of hospital admission was replaced with date of sampling for inpatients hospitalised prior to the beginning of the epidemic.*

**Recent data should be interpreted with caution due to the possibility that cases recently hospitalised could have not been notified.**

<sup>3</sup> Intensive care unit (ICU) refers only to the ICU in Limassol General Hospital and to the ICU in Nicosia General Hospital.

<sup>4</sup> Data on hospitalisation and ICU are provisional and should be interpreted with caution because delay in data reporting is likely; for the construction of the curve, people are no longer in an ICU/hospital the day next to the date of their discharge, death or transfer.



Figure 6b reports the number of individuals in hospital every day (excluding those in ICU).

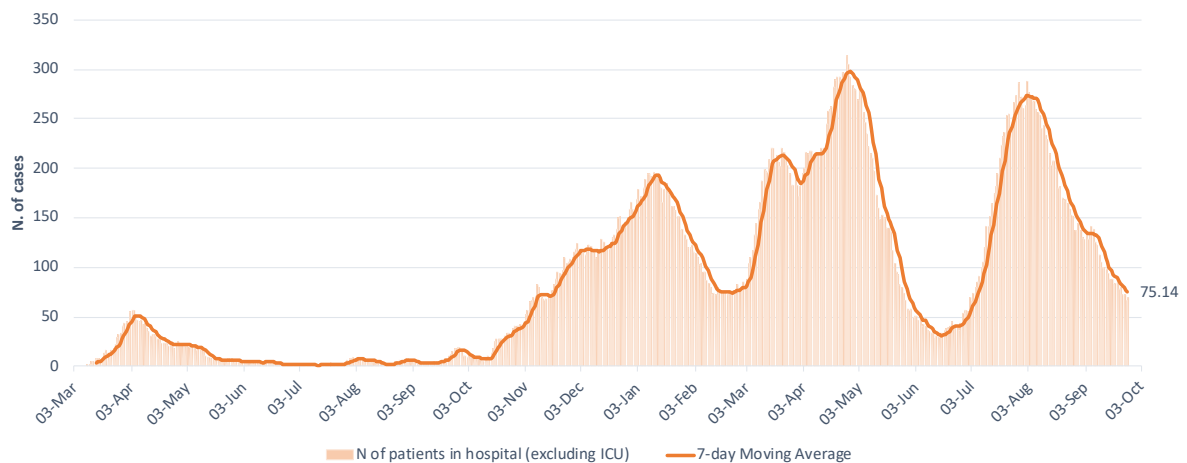


Figure 6b: Number and 7-day moving average (last moving average on September 26<sup>th</sup>, 2021 is shown on the graph) of laboratory-confirmed COVID-19 cases in hospital every day (excluding those in ICU).

*Patients in hospital for only part of the day (e.g. transferred, dead) are included.*

***Recent data should be interpreted with caution due to the possibility that cases recently hospitalised could have not been notified.***



Overall, 591 cases (10.6% of all hospitalized patients) have been admitted to ICU. The median age of patients ever admitted to ICU was 66 years (IQR: 57-73 years). ICU patients were mainly male (n = 375; 63.5%). The overall median length of stay in ICU (for all ICU cases) was 12 days (IQR: 7-22 days).

As of September 26<sup>th</sup>, 2021, and based on records which rapidly evolve, of those diagnosed till September 24<sup>th</sup>, 15 cases are still in ICU (including deaths / discharged on that day). The median age of current ICU patients is 58 (IQR: 54-74) years and 9 (60%) are males.

The number of cases currently in ICU is 1.7 per 100,000 population (as of September 26<sup>th</sup>, 2021, including deaths/discharged on that day).

A total of 561 ICU patients (94.9% of all ICU patients) have been intubated - currently all patients in ICU are intubated (including deaths/discharged/extubated on that day). Figure 7 shows the number of patients in ICU, by day and intubation status.

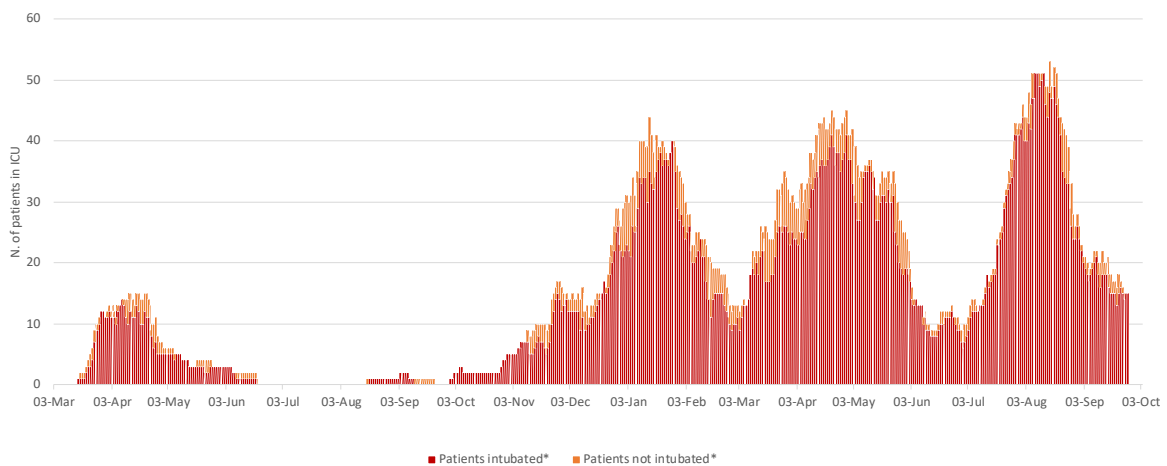


Figure 7: Number of laboratory-confirmed COVID-19 cases in ICU by date and intubation.

*\*Date of discharge/transfer/death included*

***Recent data should be interpreted with caution due to the possibility that cases recently admitted in ICU or intubated could have not been notified/recorded.***



## Recovered/released

As of September 24<sup>th</sup>, 2021, among cases alive, 98.9% (n = 117,146) of COVID-19 cases have recovered/released from isolation<sup>5, 6, 7</sup>.

---

<sup>5</sup> For symptomatic cases, or for cases hospitalised, a COVID-19 case can be considered cured after the resolution of symptoms and two negative tests for SARS-CoV-2 at 24-hour interval at least. For asymptomatic cases, or for persons isolated at home, the negative tests to document virus clearance should be obtained at a minimum of 14 days after the initial positive test (end of the quarantine period).

Novel coronavirus (SARS-CoV-2). Discharge criteria for confirmed COVID-19 cases- When is it safe to discharge COVID-19 cases from the hospital or end home isolation? - Technical Report, 10 March 2020. Stockholm: ECDC; 2020.

<sup>6</sup> May – November 2020: A person is released 21 days after the initial diagnosis, if he/she has a positive test 14 days after the initial diagnosis and remains in isolation for one more week without being further tested.

Since 8th November 2020: A person who remained asymptomatic throughout his/her follow-up is released 14 days after initial diagnosis (date of sampling) and General Practitioner (GP) confirmation; a person with mild/moderate symptoms is released in absence of fever AND improvement of other symptoms (confirmed by GP) AND 14 days after onset of symptoms; cases requiring hospitalisation (severe cases), immunosuppressed individuals, residents and staff of vulnerable groups (i.e., nursing homes, refugee camps, prisons) are released in absence of fever AND 20 days after onset of symptoms. The criterion of two consecutive negative SARS-CoV-2 PCR results from respiratory samples, taken at least 24 hours apart, is recommended for immunosuppressed and critically ill COVID-19 patients.

<sup>7</sup> Since 4th August: Asymptomatic individuals are discharged from self-isolation 10 days after testing positive for SARS-CoV-2. Individuals with mild/moderate symptoms are discharged from self-isolation 10 days after the onset of symptoms, provided that the patient has no fever for at least 3 days (without use of fever-combating medicine) and has improvement of all other symptoms.



## **Acknowledgments**

We would like to thank the KIOS Center of Excellence of the University of Cyprus for the development of the ICT system to support data management.



## Appendix

Figure A1. 14-day cumulative diagnosis rate (per 100,000 population) by age group.

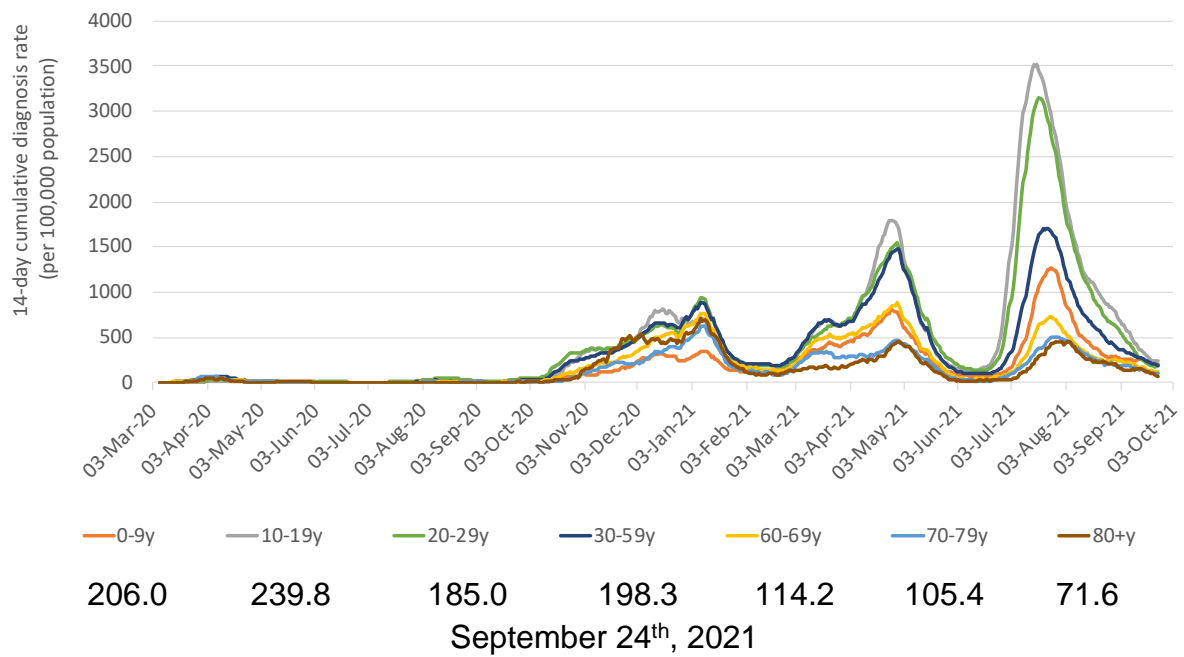




Figure A2: 14-day cumulative diagnosis rate (per 100,000 population) by district for the last 14 days.

