



Coronavirus Disease 2019 (COVID-19)

National Surveillance Report as of 02/03/2021

Date of publication: 05/03/2021

Produced by the Epidemiological Surveillance Unit of the Ministry of Health

Contributors: Annalisa Quattrocchi, Ioannis Mamais, Valentinos Silvestros, Anna Demetriou (Health Monitoring Unit), Maria Athanasiadou (Health Monitoring Unit), Theopisti Kyprianou (Health Monitoring Unit), Androulla Stylianos, Sotiroula Sotiriou, Fani Theofhanous, Christos Charalambous, Ioanna Gregoriou, Maria Koliou, Olga Kalakouta, Georgios Nikolopoulos

Scientific Committee: Constantinos Constantinou, Niki Paphitou, Georgios Nikolopoulos, Maria Koliou, George Panos, Eirini Christaki, Zoi – Dorothea Pana, Constantinos Tsioutis, Peter Karayiannis, George Petrikkos, Petros Agathangelou, George Mixides

Suggested citation: Epidemiological Surveillance Unit of the Ministry of Health, Cyprus. National Situation Report. Coronavirus Disease 2019 (COVID-19), 05 March 2021.



Summary

- As of March 2nd, 2021, a total of 34,776 COVID-19 cases have been diagnosed, of which 232 died due to COVID-19 (case fatality risk: 0.7%).
- In the last 14 days (17 February - 02 March, 2021), 2,340 cases were diagnosed. The 14-day cumulative diagnosis rate is 263.5 per 100,000 population.
 - The median age was 36 years (Interquartile range - IQR: 22-51 years); 50.6% were females (n = 1,183), 49.3% males (n = 1,154), and for three cases (0.1%) information is not currently available.
 - By place of exposure: 0.9% (n = 22) were imported and 99.1% (n = 2,318) were locally-acquired.
- As of March 4th, 2021, 93 people were still hospitalized (currently notified). The median age of patients still hospitalized as of March 4th, 2021 (n = 93, including those discharged on that day) is 63 years (IQR: 54-75 years), 59.1% (n = 55) are males, and 72% (n = 67) are from Limassol district. Sixty-eight cases (73.1%) still hospitalised have comorbidities.
- Of 13 cases in intensive care units (ICU), who are currently notified, 10 were intubated. The median age of current ICU patients is 63 (IQR: 60-73) years and 9 (69.2%) are males. Twelve (92.3%) patients currently in ICU have pre-existing conditions.
- Over the last 14 days, 34,457 RT PCR and 446,286 rapid antigen tests have been performed (3,880.3 RT PCR and 50,257.4 rapid antigen tests per 100,000 population).



Epidemiological surveillance in the Republic of Cyprus

Analyses are based on laboratory-confirmed cases notified to the Epidemiological Surveillance Unit of the Ministry of Health.

As of March 2nd, 2021, 34,776 cases of coronavirus disease 2019 (COVID-19) have been diagnosed (laboratory-confirmed) (Figure 1, 2 and 3).

In the last 14 days (17 February - 02 March, 2021), 2,340 cases have been diagnosed. The 14-day cumulative diagnosis rate of COVID-19 (per 100,000 population)¹, a measure which reflects the number of active COVID-19 cases in the population (prevalence)², is 263.5 per 100,000 population (Figure 3).

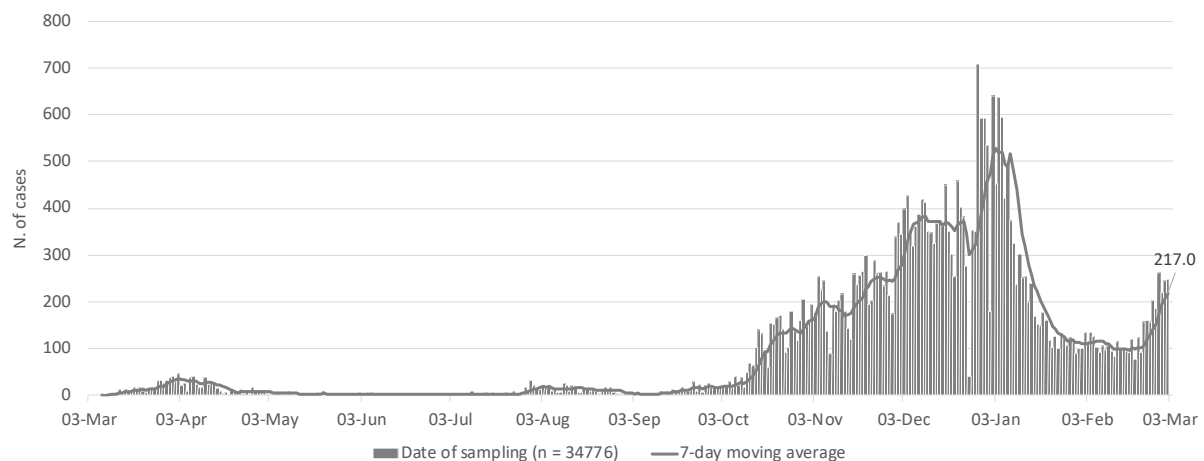


Figure 1: Number and 7-day moving average (last moving average on March 2nd, 2021, is shown on the graph) of laboratory-confirmed COVID-19 cases in the Republic of Cyprus since 03/03/2020 by date of sample collection*.

* when date of sample collection was not available, laboratory result date or hospitalisation date was used.

¹Population denominator for end of year 2019, available at https://www.mof.gov.cy/mof/cystat/statistics.nsf/populationcondition_21main_en/populationcondition_21main_en?OpenForm&sub=1&sel=4

²Coronavirus disease 2019 (COVID-19) pandemic: increased transmission in the EU/EEA and the UK – seventh update, 25 March 2020. Stockholm: ECDC; 2020. <https://www.ecdc.europa.eu/sites/default/files/documents/RRA-seventh-update-Outbreak-of-coronavirus-disease-COVID-19.pdf>

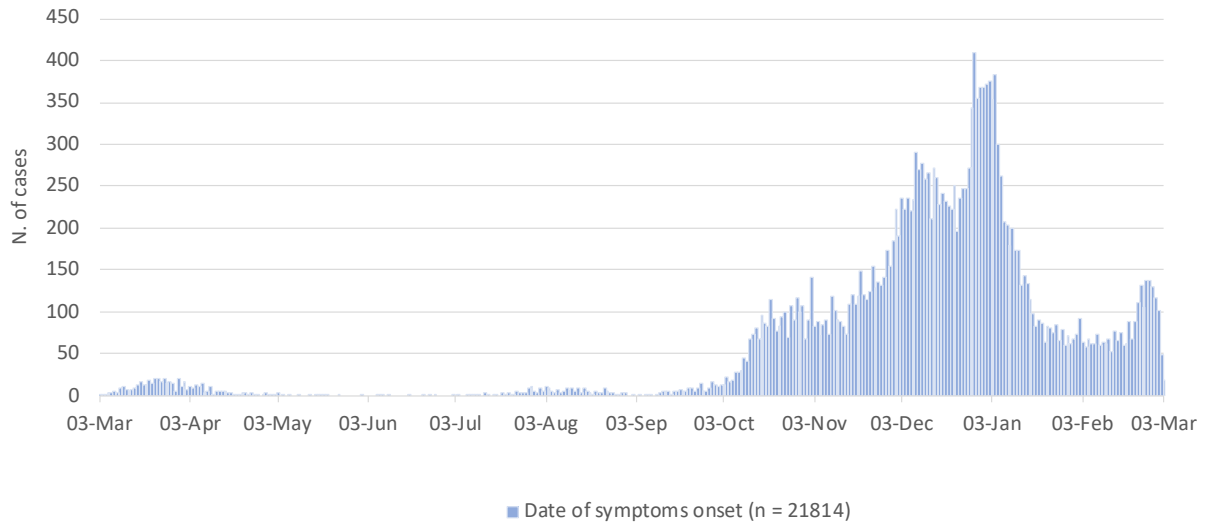


Figure 2: Number of laboratory-confirmed COVID-19 cases in the Republic of Cyprus since 03/03/2020 by date of symptoms onset.

Recent data should be interpreted with caution due to the possibility that cases with date of onset within the reporting period have not yet been diagnosed.

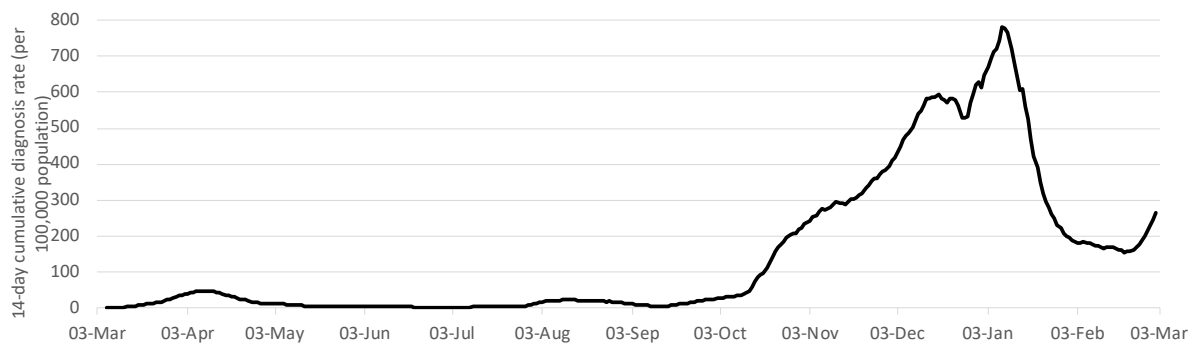


Figure 3: COVID-19 14-day cumulative diagnosis rate per 100,000 population (proxy of COVID-19 prevalence).



Characteristics of cases diagnosed in the last 14 days

Age, sex, and place of residence

Among 2,340 cases diagnosed since 17th of February, 2021, 50.6% were females (n = 1,183), 49.3% males (n = 1,154), and for three cases (0.1%) information is not currently available.

By age group, cases included 519 infants, children and adolescents aged 0-19 years-old (22.2%), 1,480 adults aged 20-59 years (63.2%), 340 persons aged 60 years and older (14.5%), and for one case information is not currently available. Figure 4 shows the number of cases by 10-year age band and sex. The median age of all cases diagnosed in the last 14 days is 36 years (IQR: 22-51 years). The median age of adult cases (≥ 18 years) is 41 years (IQR: 30-55 years).

The 14-day cumulative diagnosis rate (per 100,000 population) by age group is shown in figure A1 in the Appendix.

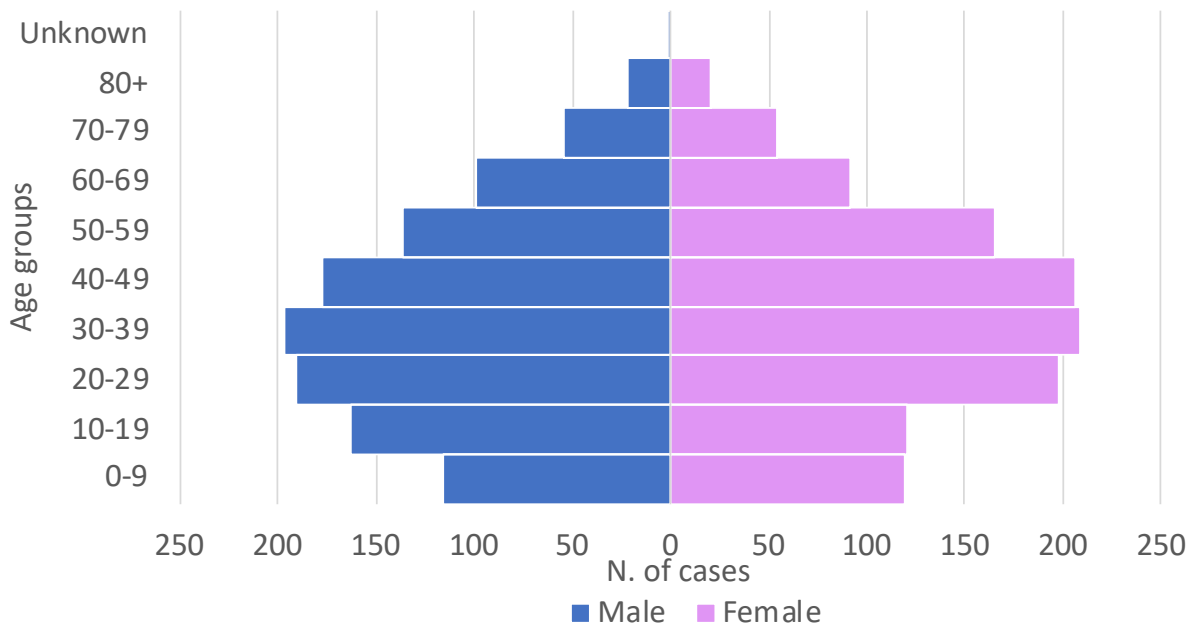


Figure 4: Laboratory-confirmed COVID-19 cases in the Republic of Cyprus, diagnosed in the last 14 days, by age group and sex.

Among all cases diagnosed in the last 14 days, 1,592 (68%) were reported in Limassol district, 466 (19.9%) in Nicosia, 137 (5.9%) in Larnaka, 74 (3.2%) in Pafos, 30 (1.3%) in Ammochostos, and 41 (1.8%) were reported either in the British bases or had a residence abroad, or information was not available. Figure A2 in the Appendix shows the 14-day cumulative diagnosis rate (per 100,000 population) by district.



Epidemiological link

In the last 14 days (17 February - 02 March, 2021), of 2,340 cases sampled and notified, 0.9% (n = 22) were imported and 99.1% (n = 2,318) were locally-acquired. Table A1 and Figure A3 (A&B) in the Appendix show the characteristics of cases by origin of infection and the daily number of locally-acquired cases by district in the recent period, respectively.

Clinical features

In the last 14 days (17 February - 02 March, 2021), 33.9% (n = 793) reported no symptoms at diagnosis and 66.1% (n = 1,547) reported at least one symptom.

Pre-existing conditions

In the last 14 days (17 February - 02 March, 2021), 555 cases (23.7%) reported at least one comorbidity.



Deaths

Among cases, 232 COVID-19 associated deaths were reported in the Republic of Cyprus until March 4th, 2021 (Case Fatality Risk - CFR: 0.7%).

The COVID-19 associated mortality is 26.1 per 100,000 population.

Deaths occurred in 155 men (66.8%) and 77 (33.2%) women; the median age of all COVID-19 associated deaths was 81 years (IQR: 73-87 years). By district of residence, deceased cases were 79 (34.1%) from Nicosia, 69 (29.7%) from Limassol, 42 (18.1%) from Larnaka, 18 (7.8%) from Pafos, 15 (6.5%) from Ammochostos, and nine deaths (3.9%) occurred among cases reported either in the British bases or had a residence abroad, or information was not available.

The median time from date of sampling to death (due to COVID-19) was 13 days (IQR: 7-20 days).

Figure 5a reports the number of COVID-19 associated deaths by date.

Among cases, 283 deaths (all causes) were reported in the Republic of Cyprus until March 4th, 2021 (CFR: 0.8%).

The mortality (all-causes) for people with COVID-19 is 31.9 per 100,000 population.

Deaths occurred in 193 men (68.2%) and 90 (31.8%) women; the median age of all deaths was 81 years (IQR: 73-87 years). By district of residence, deceased cases were 90 (31.8%) from Nicosia, 88 (31.1%) from Limassol, 52 (18.4%) from Larnaka, 24 (8.5%) from Pafos, 17 (6%) from Ammochostos, and 12 deaths (4.2%) occurred among cases reported either in the British bases or had a residence abroad, or information was not available.

The median time from date of sampling to death (all-causes) was 12 days (IQR: 6-20 days).

Figure 5b reports the number of all deaths among people with COVID-19 by date.

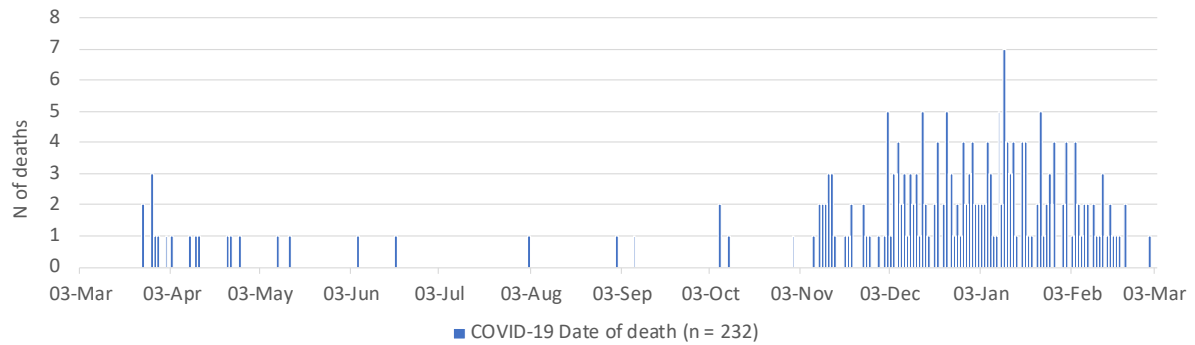


Figure 5a: Number of COVID-19 associated deaths in the Republic of Cyprus by date of death.

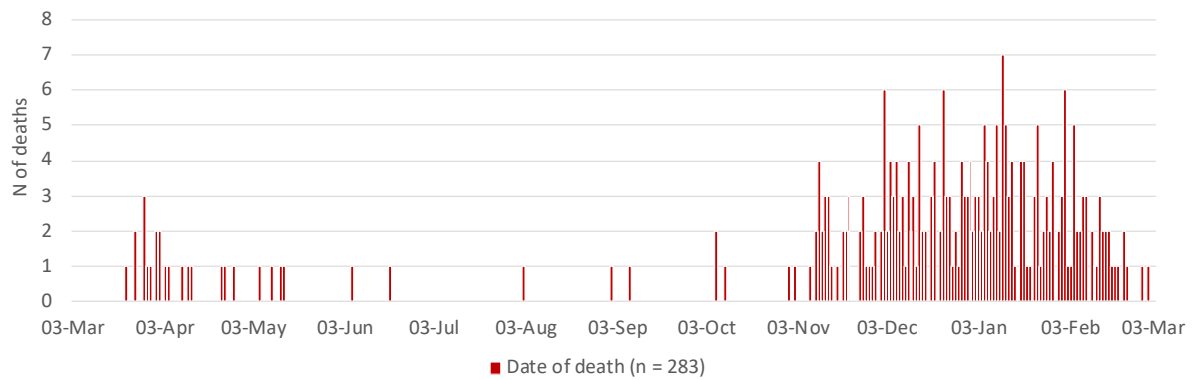


Figure 5b: Number of deaths (all causes) among COVID-19 cases in the Republic of Cyprus by date of death.



Hospitalization and intensive care unit (ICU³) admissions⁴

In total, 5.2% (n = 1,794) of people with COVID-19 received hospital care, as of March 4th, 2021. The median age of hospitalized patients was 65 years (IQR: 52-77 years). Hospitalized cases were mainly males (n = 1,043; 58.1%).

The median age of patients still hospitalized as of March 4th, 2021 (n = 93, including those discharged on that day) is 63 years (IQR: 54-75 years), 59.1% (n = 55) are males, and 72% (n = 67) are from Limassol district. Sixty-eight cases (73.1%) still hospitalised have comorbidities.

Figure 6a shows the total number of first hospital admissions by date.

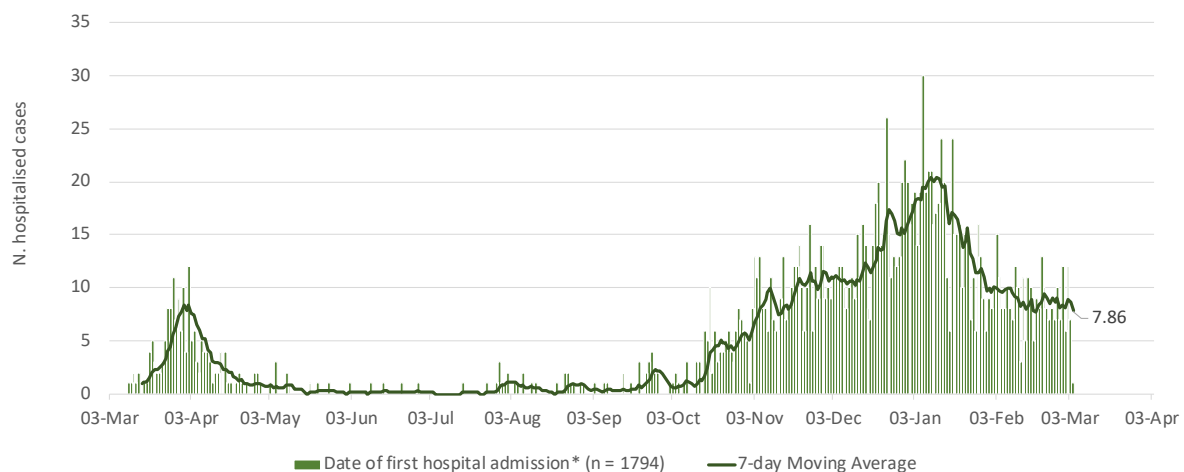


Figure 6a: Number and 7-day moving average (last moving average on March 4th, 2021 is shown on the graph) of laboratory-confirmed COVID-19 cases by date of first hospital admission.

**Date of hospital admission was replaced with date of sampling for inpatients hospitalised prior to the beginning of the epidemic.*

Recent data should be interpreted with caution due to the possibility that cases recently hospitalised could have not been notified.

³ Intensive care unit (ICU) refers only to the ICU in Limassol General Hospital and to the ICU in Nicosia General Hospital.

⁴ Data on hospitalisation and ICU are provisional and should be interpreted with caution because delay in data reporting is likely; for the construction of the curve, people are no longer in an ICU/hospital the day next to the date of their discharge, death or transfer.



Figure 6b reports the number of individuals in hospital every day (excluding those in ICU).

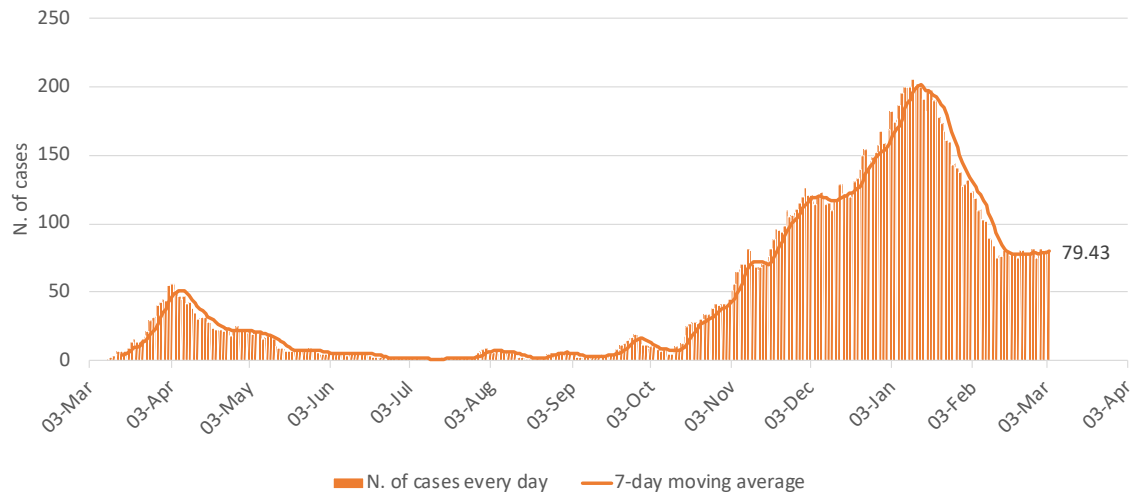


Figure 6b: Number and 7-day moving average (last moving average on March 4th, 2021 is shown on the graph) of laboratory-confirmed COVID-19 cases in hospital every day (excluding those in ICU).

Patients in hospital for only part of the day (e.g. transferred, dead) are included.

Recent data should be interpreted with caution due to the possibility that cases recently hospitalised could have not been notified.



Overall, 185 cases (10.3% of all hospitalized patients) have been admitted to ICU. The median age of patients ever admitted to ICU was 69 years (IQR: 62-76 years). ICU patients were mainly male (n = 126; 68.1%). The overall median length of stay in ICU (for all ICU cases) was 15 days (IQR: 8-27 days).

As of March 4th, 2021 and based on records which rapidly evolve, 13 cases are still in ICU (including deaths / discharged on that day). The median age of current ICU patients is 63 (IQR: 60-73) years and 9 (69.2%) are males. Twelve (92.3%) patients currently in ICU have pre-existing conditions.

The number of cases currently in ICU is 1.5 per 100,000 population (as of March 4th, 2021, including deaths/discharged on that day).

A total of 173 ICU patients (93.5% of all ICU patients) have been intubated - currently there are 10 patients intubated in ICU (including deaths/discharged/extubated on that day).

Figure 7 shows the number of patients in ICU, by day and intubation status.

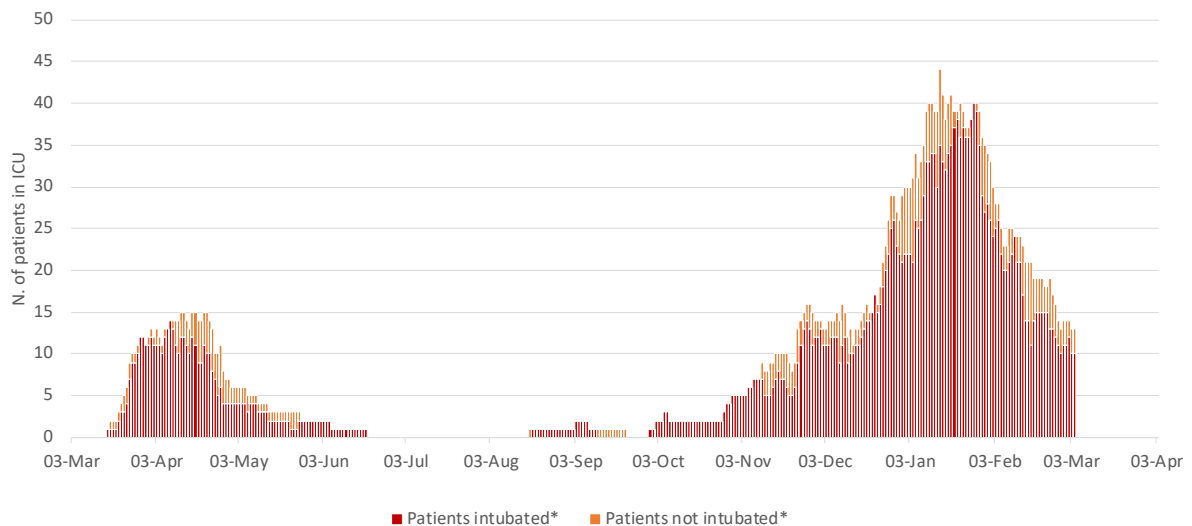


Figure 7: Number of laboratory-confirmed COVID-19 cases in ICU by date and intubation.

**Date of discharge/transfer/death included*

Recent data should be interpreted with caution due to the possibility that cases recently admitted in ICU or intubated could have not been notified/recorded.



Recovered/released

As of March 4th, 2021, among cases alive, 90.1% (n = 31,090) of COVID-19 cases have recovered/released from isolation^{5,6}.

⁵ For symptomatic cases, or for cases hospitalised, a COVID-19 case can be considered cured after the resolution of symptoms and two negative tests for SARS-CoV-2 at 24-hour interval at least.

For asymptomatic cases, or for persons isolated at home, the negative tests to document virus clearance should be obtained at a minimum of 14 days after the initial positive test (end of the quarantine period).

Novel coronavirus (SARS-CoV-2). Discharge criteria for confirmed COVID-19 cases- When is it safe to discharge COVID-19 cases from the hospital or end home isolation? - Technical Report, 10 March 2020. Stockholm: ECDC; 2020.

⁶ May – November 2020: A person is released 21 days after the initial diagnosis, if he/she has a positive test 14 days after the initial diagnosis and remains in isolation for one more week without being further tested.

Since 8th November 2020: A person who remained asymptomatic throughout his/her follow-up is released 14 days after initial diagnosis (date of sampling) and General Practitioner (GP) confirmation; a person with mild/moderate symptoms is released in absence of fever AND improvement of other symptoms (confirmed by GP) AND 14 days after onset of symptoms; cases requiring hospitalisation (severe cases), immunosuppressed individuals, residents and staff of vulnerable groups (i.e., nursing homes, refugee camps, prisons) are released in absence of fever AND 20 days after onset of symptoms. The criterion of two consecutive negative SARS-CoV-2 PCR results from respiratory samples, taken at least 24 hours apart, is recommended for immunosuppressed and critically ill COVID-19 patients.



Acknowledgments

We would like to thank the KIOS Center of Excellence of the University of Cyprus for the development of the ICT system to support data management.

Appendix

Table A1: Characteristics of cases by origin of infection diagnosed in the last 14 days (17 February – 02 March, 2021).

Characteristics	Total (n = 2340)		Imported (n = 22)		Locally-acquired (n = 2318)	
	N	%	N	%	N	%
Sex						
Male	1154	49.3	11	50.0	1143	49.3
Female	1183	50.6	11	50.0	1172	50.6
Unknown	3	0.1	0	0.0	3	0.1
Age groups (years)						
0-9	235	10.0	0	0.0	235	10.1
10-19	284	12.1	2	9.1	282	12.2
20-29	388	16.6	10	45.5	378	16.3
30-39	407	17.4	3	13.6	404	17.4
40-49	384	16.4	3	13.6	381	16.4
50-59	301	12.9	3	13.6	298	12.9
60-69	190	8.1	0	0.0	190	8.2
70-79	108	4.6	0	0.0	108	4.7
80+	42	1.8	1	4.5	41	1.8
Unknown	0	0.0	0	0.0	0	0.0
Median age in years (IQR)	36 (22-51)		29 (23-41)		36 (22-51)	
District						
Ammochostos	30	1.3	0	0.0	30	1.3
Larnaka	137	5.9	4	18.2	133	5.7
Limassol	1592	68.0	10	45.5	1582	68.2
Nicosia	466	19.9	4	18.2	462	19.9
Pafos	74	3.2	4	18.2	70	3.0
Other	41	1.8	0	0.0	41	1.8
Symptoms at diagnosis						
Yes	1,547	66.1	12	54.5	1535	66.2
No	793	33.9	10	45.5	783	33.8
Unknown	0	0.0	0	0.0	0	0.0



Figure A1. 14-day cumulative diagnosis rate (per 100,000 population) by age group for the last 14 days.

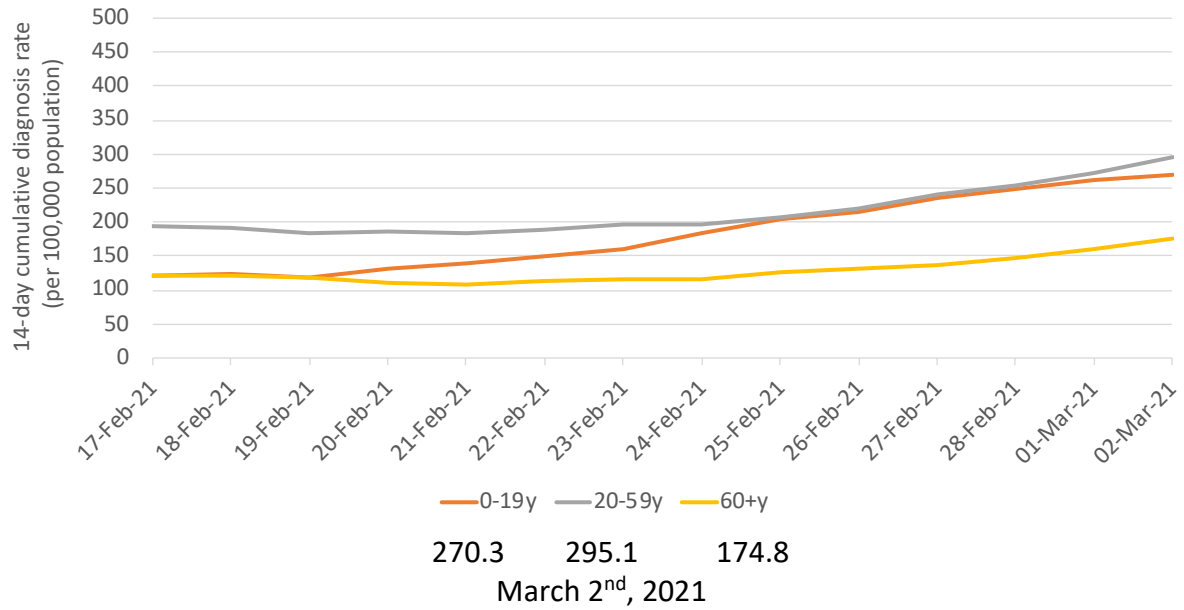




Figure A2: 14-day cumulative diagnosis rate (per 100,000 population) by district for the last 14 days.

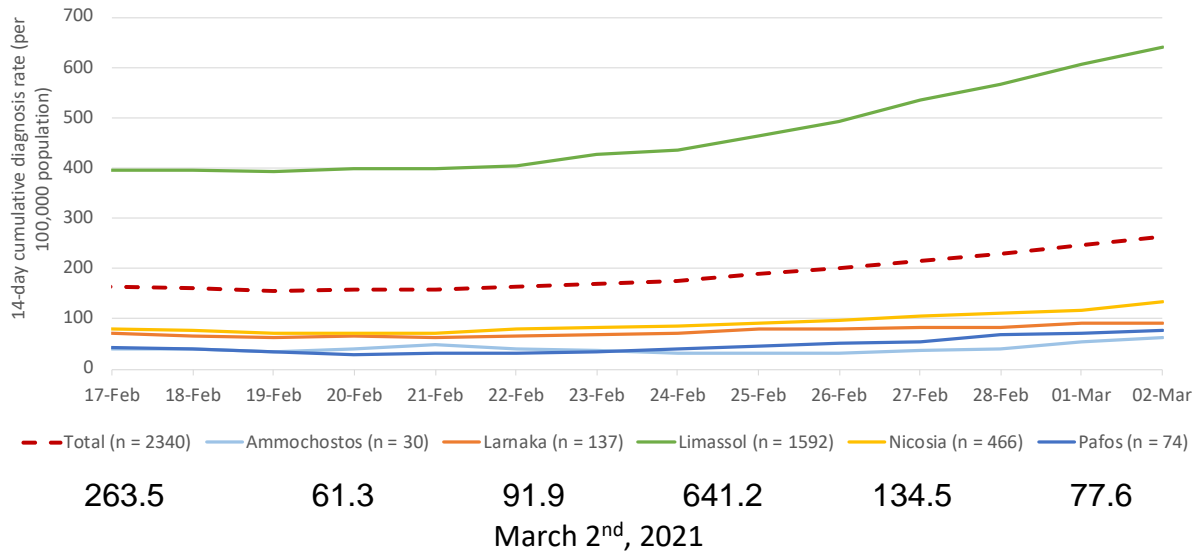




Figure A3A: Number of cases by origin of infection and by date of sample collection in the last 14 days (17 February – 02 March, 2021).

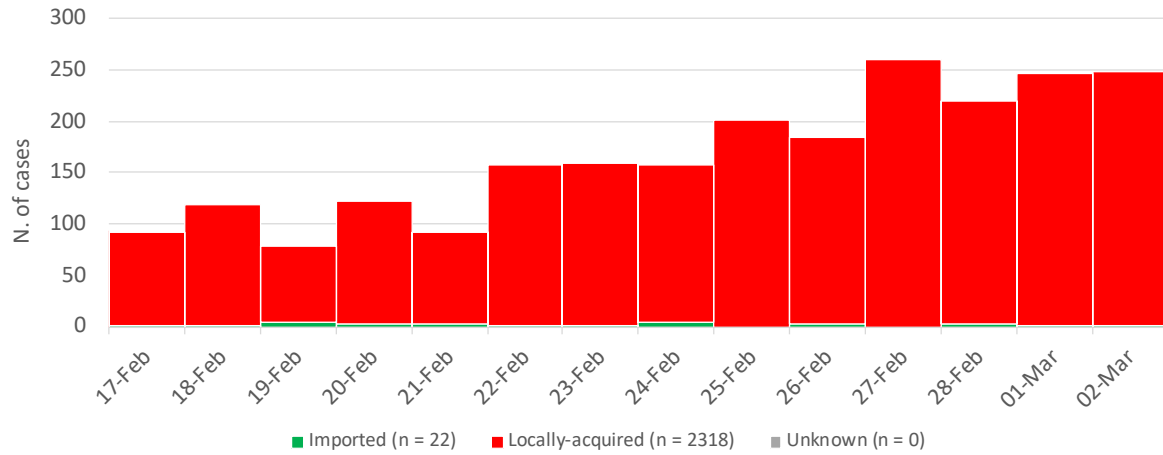




Figure A3B: Number and 7-day moving average of locally-acquired cases, by date of sample collection and district, in the last 14 days (17 February – 02 March, 2021).

